



**CSU**

The California  
State University

# GIFTS THAT UPLIFT

---

CSU Donor Support 2022-23

# CONTENTS

**A MESSAGE FROM THE CHANCELLOR** 1

**OVERVIEW AND GIFTS RECEIVED** 2

**STORIES OF GIVING** 6

Gifts That Uplift Students 8  
Trustees' Award 16  
Wang Award 18

Gifts That Uplift Families 20

Gifts That Uplift Communities 24

**APPENDIX** 34

**DEFINITION OF TERMS** 46



## 6 STORIES OF GIVING

See how philanthropy resonates throughout the CSU and elevates the lives of our students.



## 34 APPENDIX

Explore detailed CSU annual philanthropic totals and Advancement benchmarks.



## 46 DEFINITION OF TERMS

Review clear definitions of key philanthropic terms, enhancing understanding of the CSU's impactful contributions.



## 2 OVERVIEW AND GIFTS RECEIVED

Through donor support, the CSU creates social mobility for our students, their families and communities across our state.

### A MESSAGE FROM THE CHANCELLOR

The California State University elevates lives, families, communities and our state through the transformative power of higher education. The steadfast commitment of donors like you advances that mission in myriad ways. For that reason, I am thrilled to share the stories of donor support during the 2022-23 fiscal year—and offer my heartfelt gratitude and deepest appreciation for your generosity.

A life-changing CSU degree empowers our students from all backgrounds—America's new majority—to pursue their dreams and obtain social and economic independence. In fact, and thanks in large part to donor support, our universities consistently dominate every national ranking for social mobility.

As you'll see highlighted in this report, your generosity reverberates through all areas of the CSU and its extended community—from bolstering affinity centers to providing degree programs for incarcerated individuals to supporting scholarships that target vulnerable populations.

Social mobility is the CSU's story, and it is *my* personal story. I am a first-generation college student—the daughter of humble and proud parents who migrated to Brooklyn from Puerto Rico. I grew up in a poor but beautifully diverse neighborhood near the factories where my parents worked. But while my neighbors were diverse, their dreams were the same: to create a better life for future generations. My family instilled in me, *La única herencia que una familia pobre le deja a sus hijos es una buena educación*—the only inheritance a poor family can leave its children is a good education. Thanks to my parents' vision and sacrifice—and to the undeniable power of a college degree—I have benefited from that inheritance, and I have lived that dream.

Social mobility is my professional story as well. Throughout my career, it's been my highest honor to play a part in uplifting the lives of countless students. And now, I have the profound privilege and extraordinary opportunity to serve as the first Latina to lead the nation's largest, most diverse and most influential four-year university system.

This year's gifts will play a key role—an essential role—in educating our state's and nation's future leaders, positively impacting their families and communities and helping to drive the economic and social prosperity of our great state.

Again, thank you for your extraordinary commitment to the CSU and its mission.

**Mildred García, Ed.D.**  
Chancellor  
The California State University

# OVERVIEW AND GIFTS RECEIVED



## OVERVIEW

With steady philanthropic support, donors have once again affirmed their enduring confidence in the California State University's ability to elevate the lives of students, families and communities through the transformative power of higher education.

In fiscal year 2022-23, the CSU received more than \$557 million in gift commitments and almost \$466 million in gift receipts. The CSU's cumulative endowment market value reached an all-time high, at over \$2.5 billion. The impact of this generosity resonates throughout the CSU and its 23 universities, enriching campus communities and providing support for the CSU's work in creating social mobility for our students, their families and communities across the nation.

In simple terms, social mobility means how much your life situation changes compared to your parents' or during your own life. A CSU education allows our students to move into a better socioeconomic position, an outcome validated by several university rankings. CSU graduates are career-ready and poised to lead, joining the community of over four million alumni who are changing the world for the better. In turn, their success allows their families and communities to thrive. The CSU is a powerful engine of this change, and donor support is a key fuel.

Many remarkable donations have contributed to the success of CSU students. For example, California State University, Northridge received over \$7 million from Autodesk Inc. to fund the new Autodesk Technology Engagement Center, where students will learn, create and innovate.

Over the past year, philanthropy has assisted students and their families across California. For instance, a \$20,000 grant to California State University, Monterey Bay will help student-parents cover housing expenses.

These generous donations impact the surrounding communities as well. Thanks to a monumental gift from the Ballmer Group, California State University, Dominguez Hills will launch two programs that will prepare more than 1,000 new preschool and early elementary school teachers to serve the Golden State.

These gifts and thousands more—some of which you will read about in this report—continue to propel students forward, as the CSU remains the nation's largest and most ethnically and economically diverse public four-year university system... and its most powerful driver of social mobility.

# DONOR-DESIGNATED SUPPORT OF \$328 MILLION FOR CURRENT PROGRAMS INCLUDED...

**\$93.7 MILLION**

for faculty support and academic enrichment

**\$29.7 MILLION**

for athletics

**\$17.3 MILLION**

for academic research

**\$44.8 MILLION**

for student scholarships

**\$5.5 MILLION**

for student affairs and student life, supporting a wide range of co-curricular programming that promotes community service, student leadership and career development, among other areas

**\$137 MILLION**

for additional university priorities.



## GIFTS RECEIVED

The California State University system quantifies philanthropic productivity with two concurrent measures: gift commitments and charitable gift receipts.

Gift commitments are an accrual measure that represents new gifts, as well as commitments through multiyear pledges and support promised from testamentary provisions in wills, trusts and beneficiary designations.

Charitable gift receipts are a cash measure that represents all gift income received in the form of cash, securities, in-kind contributions, irrevocable future commitments and private charitable grants.

Donors' generosity in the 2022-23 fiscal year resulted in almost \$466 million in gift receipts. Of that, 98.4% was designated

by donors toward specific programs or areas, with only 1.6%—about \$7.4 million—being unrestricted.

Donor-designated support of \$328 million for current programs included:

- \$93.7 million for faculty support and academic enrichment;
- \$44.8 million for student scholarships;
- \$29.7 million for athletics;
- \$17.3 million for academic research;
- \$5.5 million for student affairs and student life, supporting a wide range of co-curricular programming that promotes community service, student leadership and career development, among other areas; and
- \$137 million for additional university priorities.

For long-term and capital projects, the CSU received \$49 million that supplements other funding for building projects and enhances educational spaces with elements such as cutting-edge technology, lab equipment and studios.

CSU endowments, which provide support in perpetuity, grew by \$79 million in new donor contributions. In 2022-21, endowments distributed over \$81 million to fund areas across the university system.

Donors committed an additional \$1.8 million in irrevocable deferred gifts, through vehicles such as charitable gift annuities and charitable remainder trusts.

The categories for gifts received are mutually exclusive and represent in general terms the many programs, projects and initiatives that our donors' generosity—often concurrently—support.



# STORIES OF GIVING

# GIFTS THAT UPLIFT STUDENTS

The CSU provides transformational opportunities for students from all backgrounds to earn a high-quality college degree and to elevate their families, their communities and the industries in which they become leaders. We are the nation's most powerful driver of social mobility. Donor contributions are essential to the CSU student experience and offer support along the road to graduation. For example, affinity centers foster and sustain a sense of belonging and representation, where our students can find resources for their unique and diverse needs. Philanthropic support also elevates students by offering paid graduate research opportunities, scholarships and enhanced instructional facilities and programs. These investments have proven to boost degree completion and student achievement.



## ALUMNUS GIFT FUNDS LGBTQ+ RESOURCE CENTER

Since alumnus Michael T. Losquadro came out in 1983 while he was a California State University, Fullerton student, he has been a champion for the LGBTQ+ community. It is only fitting that Losquadro and his husband, Dr. Brian C. Keller, a Kaiser Permanente family physician, are now giving back to support his alma mater.

The Seal Beach couple, who has been together 30 years and married in 2008, pledged a \$1.5 million planned gift to the university to benefit the LGBT Queer Resource Center and student scholarships in the College of Business and Economics.

Losquadro expressed gratitude for his outstanding education in the business and economics college and said he wants students to benefit from scholarships so they can focus on their academics and graduate from college.

“It is truly an honor for us to support the Titan queer community and allies,” Keller said. “By supporting the center, we hope the programming will build students’ confidence, laying a strong foundation for a successful future.”

**“It is truly an honor for us to support the Titan queer community and allies. By supporting the center, we hope the programming will build students’ confidence, laying a strong foundation for a successful future.”**

—Dr. Brian C. Keller



## A LEGACY OF ENVIRONMENTAL EDUCATION LIVES ON

For more than four decades, Robert Gearheart has been dedicated to understanding wetland systems and sharing his wisdom and passion with students at California State Polytechnic University, Humboldt. The professor emeritus of environmental resources engineering and his wife, Mary, have ensured that this legacy of environmental education continues for future students by designating the Cal Poly Humboldt Foundation as the beneficiary of an individual retirement account within their estate, valued at approximately \$240,000. The generous gift will permanently endow the Gearheart Ecological Engineering Research Fund, which the Gearhearts established last year.

The fund supports research in nature-based technologies through paid graduate fellowships and undergraduate research assistantships. It also provides equipment and travel funding in support of faculty research.

“Mary and I want to provide students the opportunity to experience Humboldt’s amazing program,” Gearheart said. “We feel it’s crucial to support and advance the incredible teaching, learning and research happening at Humboldt.”

## ENDOWMENT CREATES CAREER PATHWAYS FOR HIGH SCHOOL STUDENTS

The Banning High School Scholarship Fund was founded by alumnus Jim Morgan and James Callahan in 2003 to provide scholarships for students who participated in the Banning High School EXP program to attend California State University Maritime Academy. The program exposes Banning 11th graders to career pathways in the maritime field and enriches the academy’s public safety-focused curriculum. Students may attend a one-week experiential course each summer at Cal Maritime.

In 2023, a \$100,000 grant from the non-endowed Banning High School Scholarship Fund was used to establish the Banning High School Scholarship Endowment. That endowment ensures the perpetuity of the scholarship funds for students from underserved communities within the Los Angeles Unified School District, including Banning High School, where 93% of students are eligible for free or reduced-price lunches.

Since the program’s inception, more than 40 Banning High School EXP students have attended and graduated from Cal Maritime.

**“As the first in my family to graduate from college, I’m thinking of the students who are going to be able to raise themselves beyond their socioeconomic status. Nothing is more powerful or motivating than that journey.”**

—Ruth Singelyn

**ALUMNI HELP PREPARE STUDENTS FOR EVOLVING WORKPLACE**

A \$12.5 million philanthropic gift from alumni Ruth and David Singelyn will expand California State Polytechnic University, Pomona’s graduate business programs. The Singelyns’ endowed gift names The Singelyn Graduate School of Business and will establish the first-ever graduate deanships at the university, recognize faculty excellence with endowed professorships and fellowships and fund scholarships, including supporting doctoral-track students from underrepresented groups to help further diversify the faculty.

Inspired to invest in the type of hands-on experience they received, the Singelyns want to prepare emerging professionals for the evolving workplace. Their gift will help to innovate and elevate the business school experience by promoting curricular innovations and offering life-changing, creative experiences in business education.

“As the first in my family to graduate from college, I’m thinking of the students who are going to be able to raise themselves beyond their socioeconomic status,” Ruth Singelyn says. “Nothing is more powerful or motivating than that journey.”



Class at Singelyn Graduate School of Business



Exterior of Ernest E. Tschannen Science Complex



Students doing lab work in the Ernest E. Tschannen Science Complex

**UPLIFTING AN ENTIRE REGION**

In recognition of a \$10 million gift from philanthropist Ernest E. Tschannen, California State University, Sacramento will name its new engineering space the Ernest E. Tschannen Engineering Teaching and Research Building. The facility will include teaching and research labs, expandable and flexible classrooms, updated equipment to complement existing hardware and group and interdisciplinary workspaces.

“This project is beneficial to the whole area and, of course, to the students,” Tschannen said. “They’ll have a better life, good jobs and, thanks to the university, they can get a good education.”

This funding will help uplift the entire region, including supporting initiatives with community partners such as Sacramento Municipal Utility District, the California Mobility Center and the California Conservation Corps.

“By allowing us to utilize the space to advance and work alongside key leaders in green technology across the region, Sacramento State is better positioned to advance faculty and students in crucial STEM fields, most importantly first-generation and historically underrepresented students,” said Lisa Cardoza, then-vice president for University Advancement.

**“This project is beneficial to the whole area and, of course, to the students. They’ll have a better life, good jobs and, thanks to the university, they can get a good education.”**

—Ernest E. Tschannen





**“ I hope this gift allows those who are serious students to get a great education and start life in a good position to go forward.”**

—Elly Pfau

**GIFT WILL SHAPE THE LIVES OF FUTURE GENERATIONS**

In November 2022, Elly Pfau—daughter of John M. Pfau, California State University, San Bernardino’s founding president—generously made a \$1 million bequest in memory of her father to two endowed funds at the university. Ninety percent of the gift will support the John M. Pfau Family Scholarship, which was established by Elly, along with her sister Madelaine and her husband Charles Jones, in 2002 to support the university’s students. Ten percent of the gift will fund the John M. Pfau Library Endowment.

This deferred gift to CSUSB made through a donor’s estate plan has allowed Elly and the Pfau family to create a lasting legacy while strengthening the university’s ability to shape the lives of future generations.

“I hope this gift allows those who are serious students to get a great education and start life in a good position to go forward,” Pfau said.

**GRANT AIMS TO REMOVE BARRIERS TO SUCCESS**

California State University San Marcos received a \$350,000 grant funded by College Futures Foundation in partnership with the James Irvine Foundation to support seven CSU campuses in developing a plan to remove barriers for transfer students. CSU campuses joining San Marcos are Bakersfield, Dominguez Hills, East Bay, Los Angeles, Northridge and Pomona.

The program will focus on students who are underrepresented minorities, first-generation and eligible for Pell Grants—the community college students at the highest risk of not transferring and completing their four-year degrees. According to 2020 data from the Public Policy Institute of California, only 19% of California community college students who intend to transfer do so within four years, and 28% percent do within six years.

“We determined that our campuses would be more intentional and strategic by working together to better support first-generation, low-income and underserved students,” said Dawn M. Formo, dean of the Office of Undergraduate Studies. “The pathway that will result from this collaboration has the potential to become a systemwide, if not national, model.”

**ALUMNUS DELIVERS ON 56-YEAR PROMISE**

In 1967, Harry Edwards—now a San José State University alumnus, University of California Berkeley professor emeritus and renowned sports sociologist—co-founded the United Black Students for Action at San José State and organized a student boycott of the September football game against Texas Western University until the university responded to their demands.

Then-California Governor Ronald Reagan threatened to deploy the National Guard to ensure that the game was not disrupted, which, in turn, inspired a band of Hells Angels motorcyclists to join the charge while Black student groups across California rallied. To avoid potential violence, then-SJSU President Robert Clark canceled the game, which forced SJSU to pay \$39,000 in forfeiture fees.

“I promised President Clark that I would pay every cent of that \$39,000 back to San José State with interest, and that I’d do so consistent with our efforts to make the university more nondiscriminatory,” Edwards said. To date, the Spartan has donated and facilitated gifts that total more than \$100,000. Edwards also established the Dr. Harry Edwards Collection Endowment that funds a showcase of historic memorabilia in the Dr. Harry Edwards Collection at the King Library on the San José State campus, as well as a 10-year commitment to sponsor a \$1,000 Harry Edwards Social Activism Award for athlete-activists in SJSU’s Athletics Department.

He plans to make further contributions. Edwards sees his gifts to the library and athletics as a continuation of the promise he made with Clark years before.

**“ I promised President Clark that I would pay every cent of that \$39,000 back to San José State with interest, and that I’d do so consistent with our efforts to make the university more nondiscriminatory.”**

—Harry Edwards



Harry Edwards, left, at SJSU student boycott in 1967



**In academic year 2021-22, donor support funded almost 41,000 student scholarships totaling over \$104 million.**

# CSU TRUSTEES' AWARD *for* *Outstanding Achievement* 2023

Trustees' Scholars reflect and represent the very best of the CSU. They have earned special recognition by demonstrating outstanding academic achievement, significant personal accomplishment and valued service to the community—in addition to financial need.

The CSU Trustees' Award for Outstanding Achievement is the university's most prestigious scholarship. This year, donor generosity made it possible for 23 students to receive awards ranging from \$7,000 to \$18,000.

CSUN student Tania Parker was recognized as the 2023 Trustee Emeritus Ali C. Razi Scholar. A first-generation college student, Tania is studying early childhood educational psychology. She is the first former foster youth and formerly incarcerated student to earn CSUN's Outstanding Graduating Senior Award. As a result of her life experiences, Tania is passionate about working with children and vulnerable populations. Once she completes her graduate studies, she plans to become a licensed clinical social worker serving underrepresented, marginalized communities.

**2023 AWARDEES:** From left to right on opposite page, Felisa Patiño-Longoria, Serena Palaroan, Gerardo Langarica Martinez, Krystal Lopez, Monica Chicas, Ali Fakhruddin Dadawalla, Anthony Kyle Olson, Andres Felix Romero, Erish Mae E. Araneta, Patrick Emmanuel Sangalang, Maxima Alexandra, Melanie Mena, Tania Parker, Philip Nicoll, Shamona Thompson Ross, Sahmae S. Jackson, Jahaziel Sanchez, Elizabeth Strong, Estefania Montiel, Christina Benitez Ruiz, Yesenia Aurora Mora, Angelo Incitti, Colin Christian Bethishou



# THE WANG FAMILY EXCELLENCE AWARD 2023

The Wang Family Excellence Award recognizes four outstanding faculty members and one outstanding staff member who, through extraordinary commitment and dedication, have distinguished themselves through exemplary contributions and achievements. Their remarkable work advances the CSU's mission, contributes to student success, brings benefit and credit to the CSU, and enhances excellence in teaching, scholarship and service. Each recipient receives a \$20,000 award. The award was originally established in 1998 when then-CSU Trustee Stanley Wang provided \$1 million to recognize the remarkable contributions of faculty and staff, funding the program over a 10-year period. Mr. Wang's contributions to the CSU now total \$3.8 million. Thanks to his vision, generosity and commitment to our university community, the CSU will be able to recognize outstanding faculty and staff in his family's name for decades to come.

## 2023 WANG FAMILY EXCELLENCE AWARD RECIPIENTS

### **Steve Alas, Ph.D.**

Outstanding Faculty Service  
California State Polytechnic University, Pomona

### **David Blekhman, Ph.D.**

Outstanding Faculty Scholarship  
California State University, Los Angeles

### **William J. Hoese, Ph.D.**

Outstanding Faculty Innovator for Student Success  
California State University, Fullerton

### **Alyssa Goldstein Sepinwall, Ph.D.**

Outstanding Faculty Teaching  
California State University San Marcos

### **Joy Stewart-James, Ed.D.**

Outstanding Staff Performance  
California State University, Sacramento



**Steve Alas, Ph.D.**

**David Blekhman, Ph.D.**

**William J. Hoese, Ph.D.**

**Alyssa Goldstein  
Sepinwall, Ph.D.**

**Joy Stewart-James, Ed.D.**

# GIFTS THAT UPLIFT FAMILIES

A CSU degree doesn't just change lives—it transforms entire family trees. As one of the nation's most powerful engines of social mobility, the CSU has a lifelong impact on graduates, significantly boosting earning capacity and changing the trajectory of their families for generations. Donors power our ability to impact current and future students through a number of support efforts, including targeted scholarships and grants for student-parents. Frequently, this generosity originates from alumni who credit the CSU with providing the training and skills they needed to achieve success following graduation. As they pay it forward, a ripple effect is created that underscores the undeniable value of higher education.



## AN ENGINE OF SOCIAL MOBILITY

CSU campuses earned top spots among national universities in U.S. News & World Report 2024 Best Colleges rankings for promoting social mobility. These rankings measure how well universities empower students—specifically, those who are first-generation or receive Pell Grants—to improve their socioeconomic status.

#1	Cal State Long Beach
#2	Cal State Fullerton (tie)
#4	Cal State San Bernardino (tie)
#8	Fresno State (tie)
#8	San Francisco State (tie)

In the same measure, the following CSU campuses dominated the Regional Universities in the West rankings.

#2	CSU Monterey Bay
#3	Stanislaus State
#4	Cal Poly Pomona
#7	CSU Channel Islands (tie)
#7	Cal State LA (7)
#7	San José State (7, tie)

More than half of the CSU's student body are from traditionally underrepresented backgrounds, with nearly half of undergraduates receiving a Pell Grant, and nearly one-third of undergraduate students are the first in their families to attend college. The university system is privileged to serve these students. Equipped with their CSU education, they will lead and thrive in the world.

“College was the door out of poverty for me and my family. It opened up the world of possibility, and I knew it could do the same for others.”

—Yolanda Benitez



## SCHOLARSHIPS KEEP FIRST-GENERATION STUDENTS ON TRACK

The Jeff T. Green Family Foundation has given California State University Channel Islands \$5.2 million to significantly expand the four-year scholarship program launched in fall 2022 for potential first-generation college graduates who have average high school GPAs. The scholarship money will support scholars and improve retention.

“Improving access to high-quality education is one of the most meaningful things we can do to improve lifelong opportunity for all,” said Jeff Green, founder of the nonprofit Data Philanthropy. “Working with the highly engaged leaders from CI, we’ve built a data-driven scholarship and mentorship program that

provides opportunities for students who might not otherwise think they have a path to higher education. The program also addresses and mitigates key issues that might derail a student’s path through education.”

Longtime Channel Island supporters Yolanda Benitez and Dave Rodriguez are also improving the lives of students. The Camarillo couple recently made a generous planned gift to the university for scholarships benefiting first-generation college students who have ties to local farmworkers.

“We wanted to give young people a helping hand,” Benitez said. “College was the door out of poverty for me and my family. It opened up the world of possibility, and I knew it could do the same for others. The scholarships we have established will open that door for other young people who can help better the world.”

## PROVIDING A 21ST CENTURY EDUCATION

Jon E. Krabbenschmidt credits a significant portion of his business success to his experience at California State University, Chico and wants future students to have the same opportunity. In this spirit, he has thrown his support behind the university’s dream of replacing Glenn Hall—the existing building for the College of Business that opened in 1958—with a state-of-the-art building, and he’s willing to take the first step to help achieve that. Krabbenschmidt donated \$5 million as an initial commitment toward an ultimate \$10 million gift dedicated to the construction of the new facility.

“Jon believes in the vision we have for the College of Business and our commitment to providing a 21st century education that accommodates cutting-edge learning experiences and fosters the collaborative environments that are critical for the field of business. This gift supports the centers that provide hands-on, real-world learning before students earn their degrees,” said Chico State President Emerita Gayle Hutchinson.



Rendering of new college of business building at Chico State

## DONOR GRANT TARGETS STUDENT-PARENTS

Several students with children at California State University, Monterey Bay will benefit from a recent \$20,000 grant from continuing donor Debbie Juran. “One of the challenges for these parents is the cost of housing,” said Joanna Snawder-Manzo, a care manager in the Office of Student Life. “If they’re a single parent, it can be very expensive.”

Snawder-Manzo said Juran’s latest donation will help four or five students with housing. “The students I’m thinking of are single parents in a master’s program with an internship, many of which are required but are unpaid. I’m also thinking of students who have children with special needs. If those students don’t have to worry about paying rent, then maybe they can afford the upkeep on a car to get their children to appointments.”

In addition to housing funding, Juran has given \$10,000 to establish the Beyond Tomorrow fund for the College of Arts, Humanities and Social Sciences, which will help students who are working unpaid internships during school breaks.



**“This support has allowed me to dedicate my time to my academic studies and pursue student leadership opportunities.”**

—Ayden Garcia

## SCHOLARSHIPS WILL HELP GROW STUDENT CAREERS

Gary and Marlene Peacock, married 45 years, met as students at California State University, Fresno in the 1970s. “Fresno State provided a platform for us to be successful in the corporate world,” Gary said.

The Peacocks recently committed \$7 million to their alma mater through their estate to fund additional scholarships from their endowment that will provide support to students majoring in plant science or animal science in the Jordan College of Agricultural Sciences and Technology. This planned gift serves as a tribute to Marlene’s father, Robert Krahenbuhl, who spent most of his career in the agribusiness industry.

“The Peacock scholarship will help me be the best agriculture teacher I can be,” said Ayden Garcia, who is working toward a bachelor’s in agricultural education and plans to earn a credential as an agricultural specialist. “This support has allowed me to dedicate my time to my academic studies and pursue student leadership opportunities.”

## POWERING STUDENT AND ALUMNI SUCCESS

Several CSU campuses were recognized in the Wall Street Journal’s 2024 Social Mobility Rankings. These rankings consider a university’s affordability, graduation rates, number of students who come from low-income backgrounds and impact on post-graduation salaries.

#1	Cal State LA
#5	CSUN
#6	Fresno State
#10	Sacramento State
#11	Cal Poly Pomona
#14	Cal State Long Beach
#15	CSU Monterey Bay
#17	CSU San Marcos
#19	San Francisco State

The California State University system’s four million alumni include leaders in every major industry, from aerospace to entertainment and everything in between. Many of our alumni come from humble origins and all attribute their success to a CSU education. Explore alumni profiles and learn what it means to be 4 million strong at [calstate.edu/alumni](https://calstate.edu/alumni).

# GIFTS THAT UPLIFT COMMUNITIES

The CSU is key to a growing and thriving California. Our students graduate with job-ready skills, empowered to contribute to the success of their communities. From Cal Poly Humboldt in the north to San Diego State in the south, the 23 universities of the CSU have a significant and undeniable impact on the culture and economies of their counties and communities. Donor support is essential to continue this powerful pipeline. Philanthropy paves the way for social mobility by preparing equity-focused educators in underserved communities across the country and exposing K-12 youth to careers in high-demand fields, including STEM and environmental studies.



**SUPPORT WILL PROVIDE STUDENTS SPACE TO CREATE**

Chevron adds to its 30-plus years of support to California State University, Bakersfield with funding for a new outdoor space located behind the Engineering Complex that will give engineering students more room to work on their projects. The makerspace will feature a 20-foot-long, 40-foot-wide covered area housing workstations that include benches, testing and storage space, a welding station, power hubs and other resources that students can use for their designs. Chevron has provided \$15 million in total support to CSU Bakersfield since 1990.

“We believe in the power of education to uplift Central Valley families as they strive to make their dreams a reality,” said Molly Laegeler, vice president of Chevron’s San Joaquin Valley Business Unit. “We’re confident that the investments we have made will continue to make our community an even better place to learn, work and live.”

**“We believe in the power of education to uplift Central Valley families as they strive to make their dreams a reality.”**

—Molly Laegeler



Groundbreaking of CSU Bakersfield makerspace



**TRAILBLAZING GIFT ASSISTS STUDENTS WITH SPECIAL NEEDS**

In 2019, Louise Shakarian-Ukleja invested in the needs of a wide range of California State University, Long Beach students by establishing the Leading, Educating and Developing Students (LEADS) initiative. “This transformative gift is a trailblazing effort to develop support for disadvantaged and underserved students so they can earn their college degree,” Shakarian-Ukleja said.

Over time, the initiative has aided thousands of underserved students by helping them overcome life challenges. Housed in the Student Success Center at Cal State Long Beach, LEADS offers comprehensive services, including for

mental health and wellness, the Guardian Scholars program (for foster youth) and the Bob Murphy Access Center.

“Through the high-impact LEADS gift, Ms. Shakarian-Ukleja is furnishing resources not only to enhance and expand existing programs and services but also to develop and implement new programs and services that are building on the university’s strong record of success in supporting the academic progress—as well as the health and wellness—of students with special needs,” CSULB President Jane Conoley said.

**PARTNERSHIP ALLOWS HIGH SCHOOL STUDENTS TO TAKE FIRST STEPS**

California State University, East Bay hosts the annual Discover Engineering! Camp. The weeklong camp, which served 54 students this year, allows high school students from Bay Area schools to gain experience in the field of engineering from university faculty. The camp aims to ensure a more robust link for students from high school to higher education and meet California’s STEM workforce needs.

The camp is made possible thanks to a partnership with Chevron. Lily Rahnema, a Chevron community engagement manager, said, “The Chevron Richmond Refinery is excited to have sponsored this camp after having created it in partnership with the Cal State East Bay engineering team approximately 10 years ago.”

CSUEB President Cathy Sandeen welcomed the participants: “I encourage you to continue stretching your minds and trying new things. I hope that one day, I can welcome you to Cal State East Bay and congratulate you on getting your degrees. It is possible. You have already taken the first steps.”



Discover Engineering! Camp students

**“This program, supported by a generous gift from Ballmer Group, will have an outstanding impact on communities with a high need for credentialed preschool and early childhood educators.”**

—Thomas A. Parham

**ADDRESSING THE TEACHER SHORTAGE**

Thanks to a transformative gift from the Ballmer Group, California State University, Dominguez Hills will launch two programs that will help prepare more than 1,000 new preschool and early elementary school teachers to serve the Golden State. Ballmer Group is committing a historic \$22 million to CSU Dominguez Hills over six years, marking the largest donation ever received by the university.

The majority of the gift will fund scholarships for students through the university’s Toros Teach L.A. program,

which will help address California’s severe shortage of early childhood educators by preparing, graduating and placing culturally competent and diverse teachers and leaders in schools across the Los Angeles region.

“This program, supported by a generous gift from Ballmer Group, will have an outstanding impact on communities with a high need for credentialed preschool and early childhood educators,” said CSUDH President Thomas A. Parham.





## GRANT HELPS ESTABLISH DEGREE PROGRAM FOR INCARCERATED WOMEN

California State University, Los Angeles received a \$1 million grant from The Andrew W. Mellon Foundation that will help the university establish the first in-person bachelor's degree completion program for incarcerated women in California. Cal State LA is partnering with Chaffey College to offer the new prison education program, an expansion of the university's Prison B.A. Graduation Initiative, which started in 2016 as a program for incarcerated men at California State Prison, Los Angeles County in Lancaster.

Incarcerated students at the California Institute for Women in Riverside County will take courses in pursuit of a Bachelor of Arts in liberal studies, with an option in interdisciplinary studies in culture and society.

"Our Prison B.A. Graduation Initiative is a testament to education's power to transform lives and communities, and we look forward to expanding this important work with our new program for incarcerated women," said Jose A. Gomez, Cal State LA's then-provost and executive vice president.

**“ Our Prison B.A. Graduation Initiative is a testament to education’s power to transform lives and communities, and we look forward to expanding this important work with our new program for incarcerated women.”**

**—Jose A. Gomez**



## IGNITING THE NEXT GENERATION OF INNOVATORS

The new Autodesk Technology Engagement Center at California State University, Northridge will be a place where students learn, create and innovate by making things. Autodesk Inc., a leader in design-and-make software, has provided over \$7 million in total support.

The facility will accommodate academic programs in the university's college of engineering and computer science; equity-focused science, technology, engineering, arts and mathematics (STEAM) programming; and Global Hispanic Serving Institution Equity Innovation Hub programming. It will include fabrication labs and state-of-the-art equipment for research, design and digital capture, as well as a "makerspace" for the campus and wider community.

"Making is a front door to inspiring young people to do more with technology and pursue a technical education," said Andrew Anagnost, CSUN alumnus and president and CEO of software company Autodesk Inc. "When they make something, their curiosity and interest are ignited. That's what the Autodesk Technology Engagement Center is all about: igniting the curiosity and interest of the next generation of innovators."



## FUELING A DIVERSE WORKFORCE PIPELINE

The Gilead Foundation awarded San Francisco State University \$3.5 million in grant funding for the university's Science and Engineering Innovation Center (SEIC), slated for completion in 2024. The funds will outfit SEIC's labs with modern equipment and furnishings that will train students in essential skills required for biopharma, biotech and engineering careers. For example, SEIC houses a fluids and process control lab with a wind tunnel to evaluate wind turbines and vehicle aerodynamic efficiency as well as a biophysical and chemical analysis lab where students can conduct sophisticated experiments.

"Gilead's generous investment in the building and our students' success is also a tremendous investment in the Bay Area's unparalleled STEM workforce," said Carmen Domingo, dean of San Francisco State's College of Science and Engineering. "Their support allows the university and our exceptional faculty to further strengthen SF State's proud record of helping fuel a highly qualified and diverse regional workforce pipeline."

**“ Gilead’s generous investment in the building and our students’ success is also a tremendous investment in the Bay Area’s unparalleled STEM workforce.”**

**—Carmen Domingo**





### OBLITERATING OPPORTUNITY GAPS

Joseph F. Johnson Jr. and Cynthia L. Uline are supporting the National Center for Urban School Transformation (NCUST) through a bequest to the center's home at San Diego State University. They endowed a \$75,000 scholarship for current and future educators involved with the university's Black Resource Center.

The NCUST endowment is named for former College of Education Dean Lionel "Skip" Meno, who recruited Johnson and Uline to SDSU after repeatedly crossing paths with them in educational settings over the years. Studies and teaching practices by NCUST have transformed learning in urban schools, historically hampered by underfunding or low expectations. NCUST aspires to obliterate equity and opportunity gaps.

"Preparing leaders who are equity driven, preparing leaders who understand how to build these dream teams and preparing leaders who understand the whole environment is a critical part of putting all kids on the path toward success," Uline said.

### FOUNDATION OUTREACH EXPANDS HORIZONS

Five groups of Tulare County high school students visited the Cal Poly Pier this spring—some seeing the ocean for the first time in their lives. Ninth grade Lindsay High School biology students explored Avila Beach, actively learned about marine life and toured the California Polytechnic State University, San Luis Obispo campus through one-day field trip excursions.

Funding from the Santa Rosa Creek Foundation supports student scholarships, field trip collaborations between Lindsay High School and Cal Poly San Luis Obispo, Learn by Doing Labs and summer camps for Lindsay Learners. Lindsay is an agricultural community near Visalia. Many students are from farmworker families and Spanish is the primary language at home.

"I was guided to my career by outreach programs and being able to explore different fields within biology at Cal Poly," said Crystal Castillo, a biology graduate student, in the freshwater animal behavior laboratory. "This is the perfect project for that."

**“I was guided to my career by outreach programs and being able to explore different fields within biology at Cal Poly. This is the perfect project for that.”**

**—Crystal Castillo**

### PROFESSOR'S GIFT HELPS STUDENTS SHOOT FOR THE STARS

On Girl Scouts camping trips, Lynn Cominsky learned about constellations from her mother, a troop leader. Those experiences later ignited Cominsky's career of studying black holes and inspiring generations of young students.

Now a professor of physics and astronomy and program director of the EdEon STEM Learning Center at Sonoma State University, Cominsky donated a generous estate gift to the university to ensure that her life's work continues to impact students and science education worldwide.

During her distinguished career, Cominsky has garnered more than \$35 million in grants to create K-12 astronomy education, to operate a robotic telescope that's used by high school and college students nationwide, and, more recently, to found NASA's Neurodiversity Network to support students on the autism spectrum and encourage them to embark on careers at NASA and in other STEM fields.



### PREPARING MENTAL HEALTH CARE PROVIDERS OF THE FUTURE

California State University, Stanislaus received \$210,000 from HealthForce Partners Northern San Joaquin to award scholarships up to \$5,000 to graduate students preparing for careers in social work, clinical counseling and marriage and family therapy. The funds will be awarded to at least 22 students per year over two years.

The scholarships are aimed at addressing the shortage of mental health care providers in the northern San Joaquin Valley and are an element of Stanislaus

State's participation in the San Joaquin Behavioral Health Workforce Partnership.

"I applied for this scholarship because working in San Joaquin County is incredibly important to me," Stanislaus State student Alejandra de Avellar said. "The support and encouragement I received from HealthForce Partners is truly invaluable. They are helping students like me become professionals within our local community and allowing us to help our fellow residents."



**“The support and encouragement I received from HealthForce Partners is truly invaluable. They are helping students like me become professionals within our local community and allowing us to help our fellow residents.”**

**—Alejandra de Avellar**

# APPENDIX

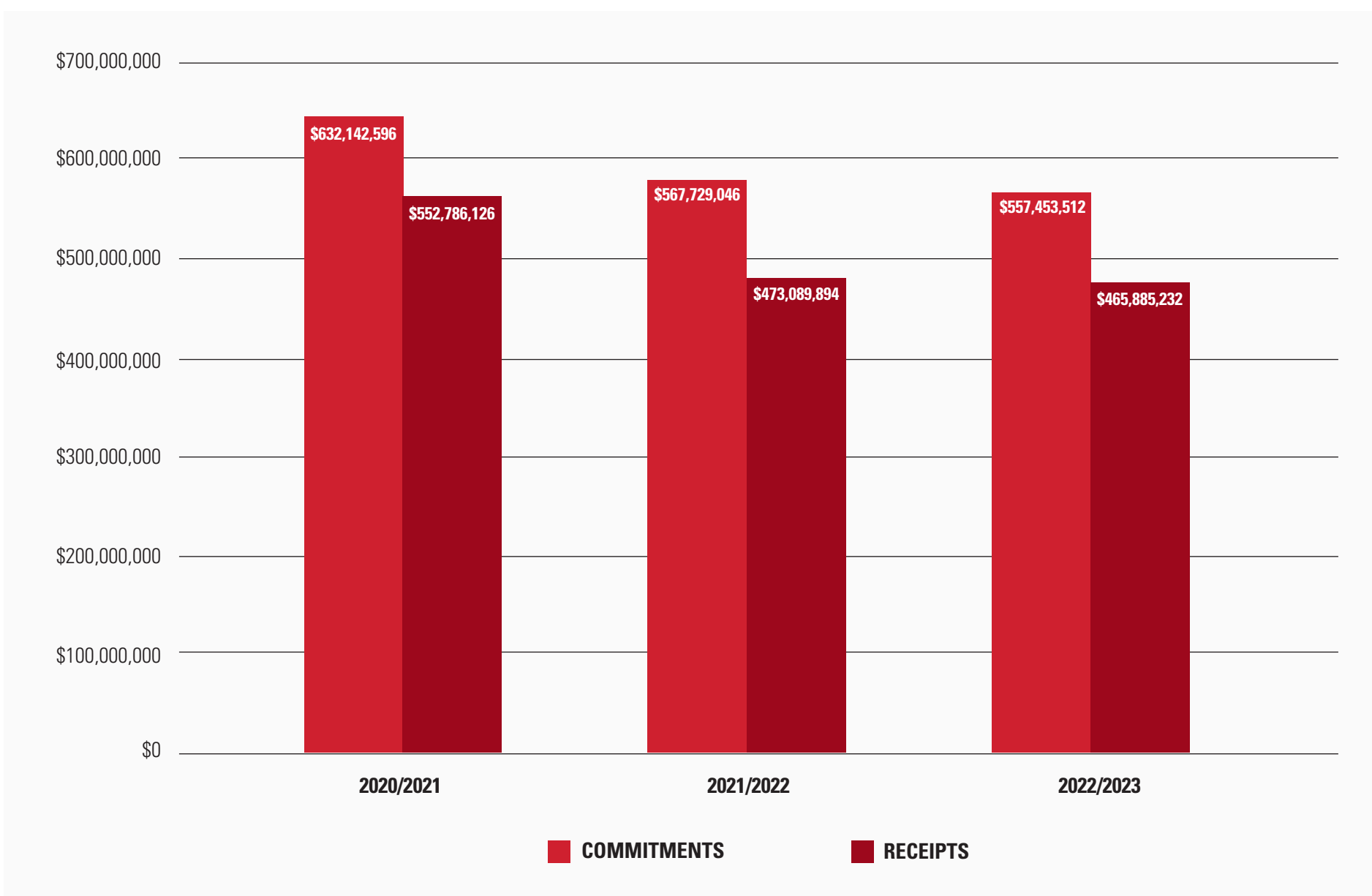


## PHILANTHROPIC PRODUCTIVITY

PEER GROUP 1	2020/2021	2021/2022	2022/2023	Three-Year Average	2020/2021	2021/2022	2022/2023	Three-Year Average
	Total Gift Commitments	Total Gift Commitments	Total Gift Commitments		Total Gift Receipts	Total Gift Receipts	Total Gift Receipts	
Bakersfield	\$8,463,053	\$5,190,070	\$5,056,622	\$6,236,582	\$6,460,258	\$6,842,882	\$7,637,733	\$6,980,291
Channel Islands	\$20,170,347	\$16,457,735	\$37,866,919	\$24,831,667	\$18,527,188	\$13,408,579	\$37,287,942	\$23,074,570
Dominguez Hills	\$8,320,365	\$9,073,244	\$30,029,531	\$15,807,713	\$4,531,020	\$9,793,191	\$8,297,911	\$7,540,707
East Bay	\$7,007,649	\$7,724,394	\$5,341,355	\$6,691,133	\$5,033,071	\$7,276,255	\$12,669,408	\$8,326,245
Maritime Academy	\$12,050,663	\$10,655,821	\$4,455,842	\$9,053,109	\$11,891,028	\$10,535,571	\$2,570,766	\$8,332,455
San Bernardino	\$9,067,292	\$15,924,605	\$5,985,429	\$10,325,775	\$4,007,700	\$6,650,748	\$7,096,305	\$5,918,251
San Marcos	\$5,501,845	\$6,094,975	\$12,504,200	\$8,033,673	\$4,327,650	\$4,455,483	\$5,589,818	\$4,790,984
Stanislaus	\$1,744,478	\$3,216,780	\$1,884,664	\$2,281,974	\$1,777,294	\$3,116,070	\$2,587,430	\$2,493,598
	<b>\$72,325,692</b>	<b>\$74,337,624</b>	<b>\$103,124,562</b>	<b>\$83,261,626</b>	<b>\$56,555,209</b>	<b>\$62,078,779</b>	<b>\$83,737,313</b>	<b>\$67,457,100</b>
<b>PEER GROUP 2</b>								
Chico	\$15,500,668	\$15,329,098	\$17,226,141	\$16,018,636	\$13,609,454	\$10,494,237	\$8,946,296	\$11,016,662
Humboldt	\$9,339,953	\$11,602,881	\$12,265,947	\$11,069,594	\$7,138,729	\$6,155,507	\$7,077,074	\$6,790,437
Los Angeles	\$10,419,585	\$17,067,935	\$7,269,216	\$11,585,579	\$10,127,396	\$8,528,414	\$8,109,385	\$8,921,732
Monterey Bay	\$7,555,779	\$12,266,507	\$8,566,998	\$9,463,095	\$6,707,002	\$7,702,640	\$6,107,373	\$6,839,005
Pomona	\$53,247,763	\$23,884,768	\$10,293,500	\$29,142,010	\$49,966,995	\$12,841,968	\$16,178,585	\$26,329,183
Sacramento	\$30,159,756	\$14,830,728	\$38,275,960	\$27,755,481	\$18,212,998	\$45,111,628	\$29,105,998	\$30,810,208
Sonoma	\$9,624,259	\$10,029,757	\$11,063,980	\$10,239,332	\$6,975,912	\$8,347,886	\$8,856,726	\$8,060,175
	<b>\$135,847,763</b>	<b>\$105,011,674</b>	<b>\$104,961,742</b>	<b>\$115,273,726</b>	<b>\$112,738,486</b>	<b>\$99,182,280</b>	<b>\$84,381,437</b>	<b>\$98,767,401</b>
<b>PEER GROUP 3</b>								
Fresno	\$28,397,838	\$28,244,432	\$28,840,178	\$28,494,149	\$26,416,541	\$27,040,551	\$23,078,123	\$25,511,738
Fullerton	\$62,437,326	\$31,197,282	\$34,907,537	\$42,847,382	\$60,584,690	\$20,143,815	\$15,860,034	\$32,196,180
Long Beach	\$44,539,565	\$36,837,936	\$34,997,561	\$38,791,687	\$19,937,046	\$35,716,392	\$22,312,173	\$25,988,537
Northridge	\$72,864,893	\$48,125,861	\$21,755,173	\$47,581,976	\$62,069,496	\$24,705,238	\$33,026,016	\$39,933,583
San Diego	\$123,540,150	\$112,238,202	\$125,151,769	\$120,310,040	\$106,551,004	\$96,890,132	\$107,057,980	\$103,499,705
San Francisco	\$16,576,113	\$21,193,972	\$20,032,825	\$19,267,637	\$21,052,864	\$16,251,816	\$17,825,705	\$18,376,795
San José	\$34,377,015	\$25,138,139	\$15,919,402	\$25,144,852	\$20,617,140	\$17,088,604	\$17,448,752	\$18,384,832
San Luis Obispo	\$37,366,758	\$80,311,475	\$66,663,610	\$61,447,281	\$62,029,261	\$70,911,338	\$59,003,046	\$63,981,215
	<b>\$420,099,658</b>	<b>\$383,287,299</b>	<b>\$348,268,055</b>	<b>\$383,885,004</b>	<b>\$379,258,042</b>	<b>\$308,747,886</b>	<b>\$295,611,829</b>	<b>\$327,872,586</b>
Chancellor's Office	\$3,869,483	\$5,092,449	\$1,099,153	\$3,353,695	\$4,234,389	\$3,080,949	\$2,154,653	\$3,156,664
<b>Grand Total</b>	<b>\$632,142,596</b>	<b>\$567,729,046</b>	<b>\$557,453,512</b>	<b>\$585,775,051</b>	<b>\$552,786,126</b>	<b>\$473,089,894</b>	<b>\$465,885,232</b>	<b>\$497,253,751</b>

Note: Gift Commitments include new gifts, new pledges and revocable deferred commitments. Gift Receipts reflect assets received by the university in the form of new gifts and pledge payments.

## PHILANTHROPIC PRODUCTIVITY



## PEER GROUP PERFORMANCE

	New Charitable Gifts	New Pledges	Revocable Deferred Gifts (Face Value)	Native American & Government Contributions	Total Gift Commitments	2022/2023 General Fund Allocation	Fundraising Investment (Expenditures) as a Percent of General Fund Allocation	Gift Commitments as a Percent of the General Fund	Full-time Equivalent Professional Fundraisers	Total Number Individual Donors
Bakersfield	\$4,349,197	\$495,425	\$212,000	\$0	\$5,056,622	\$103,615,000	1.4%	5%	6.41	1,119
Channel Islands	\$31,560,758	\$4,306,161	\$2,000,000	\$0	\$37,866,919	\$97,120,000	0.9%	39%	3.30	810
Dominguez Hills	\$3,290,221	\$26,704,797	\$0	\$34,513	\$30,029,531	\$132,053,000	1.3%	23%	8.75	1,412
East Bay	\$2,502,216	\$1,414,139	\$1,425,000	\$0	\$5,341,355	\$124,010,000	1.6%	4%	9.70	1,558
Maritime Academy	\$2,438,357	\$20,603	\$1,996,882	\$0	\$4,455,842	\$39,350,000	2.9%	11%	2.93	598
San Bernardino	\$4,298,117	\$613,972	\$1,050,000	\$23,340	\$5,985,429	\$159,914,000	1.2%	4%	10.23	3,237
San Marcos	\$3,962,243	\$2,722,833	\$5,800,001	\$19,124	\$12,504,200	\$117,111,000	2.0%	11%	9.32	2,987
Stanislaus	\$1,584,664	\$300,000	\$0	\$0	\$1,884,664	\$97,892,000	0.8%	2%	2.25	423
<b>PEER GROUP 1 AVERAGE</b>	<b>\$6,748,222</b>	<b>\$4,572,241</b>	<b>\$1,560,485</b>	<b>\$9,622</b>	<b>\$12,890,570</b>	<b>\$108,883,125</b>	<b>1.5%</b>	<b>12%</b>	<b>6.61</b>	<b>1,518</b>
Chico	\$7,393,141	\$1,825,000	\$8,008,000	\$0	\$17,226,141	\$151,499,000	1.5%	11%	10.99	7,117
Humboldt	\$5,533,447	\$1,039,950	\$5,647,000	\$45,550	\$12,265,947	\$105,864,000	1.4%	12%	5.37	4,841
Los Angeles	\$4,894,185	\$705,031	\$1,670,000	\$0	\$7,269,216	\$207,265,000	0.8%	4%	8.86	2,850
Monterey Bay	\$5,524,498	\$537,300	\$2,500,000	\$5,200	\$8,566,998	\$97,074,000	1.3%	9%	6.01	9,938
Pomona	\$7,896,862	\$1,835,633	\$32,500	\$528,505	\$10,293,500	\$200,568,000	1.9%	5%	19.75	5,644
Sacramento	\$26,277,790	\$3,668,284	\$8,317,386	\$12,500	\$38,275,960	\$222,799,000	2.2%	17%	23.87	41,729
Sonoma	\$7,860,338	\$301,579	\$2,402,006	\$500,057	\$11,063,980	\$87,627,000	1.9%	13%	8.89	2,349
<b>PEER GROUP 2 AVERAGE</b>	<b>\$9,340,037</b>	<b>\$1,416,111</b>	<b>\$4,082,413</b>	<b>\$155,973</b>	<b>\$14,994,535</b>	<b>\$153,242,286</b>	<b>1.6%</b>	<b>10%</b>	<b>11.96</b>	<b>10,638</b>
Fresno	\$18,337,938	\$3,016,240	\$7,356,000	\$130,000	\$28,840,178	\$208,483,000	1.9%	14%	23.78	7,834
Fullerton	\$13,223,166	\$8,502,990	\$13,156,004	\$25,377	\$34,907,537	\$268,173,000	2.1%	13%	27.80	16,996
Long Beach	\$16,054,014	\$11,554,350	\$7,389,197	\$0	\$34,997,561	\$284,658,000	1.5%	12%	17.99	13,151
Northridge	\$17,722,813	\$1,807,114	\$2,225,246	\$0	\$21,755,173	\$279,835,000	1.7%	8%	22.98	11,386
San Diego	\$93,629,104	\$10,448,464	\$20,764,301	\$309,900	\$125,151,769	\$265,036,000	6.0%	47%	44.64	78,414
San Francisco	\$12,482,951	\$4,962,623	\$2,587,250	\$0	\$20,032,825	\$220,054,000	2.1%	9%	24.87	3,011
San José	\$11,754,270	\$2,815,132	\$1,350,000	\$0	\$15,919,402	\$221,068,000	1.4%	7%	22.35	5,657
San Luis Obispo	\$43,614,583	\$9,335,054	\$13,713,973	\$0	\$66,663,610	\$184,867,000	4.4%	36%	23.35	7,103
<b>PEER GROUP 3 AVERAGE</b>	<b>\$28,352,355</b>	<b>\$6,555,246</b>	<b>\$8,567,746</b>	<b>\$58,160</b>	<b>\$43,533,507</b>	<b>\$241,521,750</b>	<b>2.6%</b>	<b>18%</b>	<b>25.97</b>	<b>17,944</b>

Notes: • Peer group I campuses generally have fewer than 5,000 individual donors, fewer than 10 full-time professional fundraisers, less than \$50 million in endowment market value and fundraising investment of less than 2% of their university's annual allocation from the state general fund.  
 • Peer group II campuses generally have between 5,000 and 10,000 individual donors, between 10 and 20 full-time professional fundraisers, between \$50 million and \$100 million in endowment market value and fundraising investment of between 2% and 2.5% of their university's annual allocation from the state general fund.  
 • Peer group III campuses generally have over 10,000 individual donors, over 20 full-time professional fundraisers, over \$100 million in endowment market value and fundraising investment of more than 2.5% of their university's annual allocation from the state general fund.  
 • Fundraising investment includes both state and auxiliary funds.  
 • Number of individual donors includes alumni, parents, faculty, staff, students, and friends of the university.

## PLANNED GIVING

PEER GROUP 1	IRREVOCABLE DEFERRED GIFTS		REVOCABLE DEFERRED GIFTS	
	Face Value	Present Value	Face Value	Present Value
Bakersfield	\$0	\$0	\$212,000	\$99,852
Channel Islands	\$0	\$0	\$2,000,000	\$1,223,360
Dominguez Hills	\$0	\$0	\$0	\$0
East Bay	\$0	\$0	\$1,425,000	\$805,815
Maritime Academy	\$0	\$0	\$1,996,882	\$1,271,540
San Bernardino	\$0	\$0	\$1,050,000	\$667,654
San Marcos	\$0	\$0	\$5,800,001	\$3,475,312
Stanislaus	\$0	\$0	\$0	\$0
	<b>\$0</b>	<b>\$0</b>	<b>\$12,483,883</b>	<b>\$7,543,533</b>
<b>PEER GROUP 2</b>				
Chico	\$0	\$0	\$8,008,000	\$4,359,098
Humboldt	\$25,000	\$12,192	\$5,647,000	\$2,926,376
Los Angeles	\$0	\$0	\$1,670,000	\$736,686
Monterey Bay	\$0	\$0	\$2,500,000	\$1,801,855
Pomona	\$176,053	\$81,896	\$32,500	\$13,815
Sacramento	\$160,000	\$86,392	\$8,317,386	\$7,044,828
Sonoma	\$0	\$0	\$2,402,006	\$1,579,202
	<b>\$361,053</b>	<b>\$180,480</b>	<b>\$28,576,892</b>	<b>\$18,461,860</b>
<b>PEER GROUP 3</b>				
Fresno	\$0	\$0	\$7,356,000	\$4,514,123
Fullerton	\$0	\$0	\$13,156,004	\$6,431,016
Long Beach	\$0	\$0	\$7,389,197	\$4,406,208
Northridge	\$0	\$0	\$2,225,246	\$992,983
San Diego	\$1,425,000	\$748,760	\$20,764,301	\$17,763,308
San Francisco	\$10,176	\$4,552	\$2,587,250	\$1,572,486
San José	\$0	\$0	\$1,350,000	\$765,678
San Luis Obispo	\$10,000	\$5,289	\$13,713,973	\$6,830,624
	<b>\$1,445,176</b>	<b>\$758,601</b>	<b>\$68,541,971</b>	<b>\$43,276,426</b>
Chancellor's Office	\$0	\$0	\$0	\$0
<b>Grand Total</b>	<b>\$1,806,229</b>	<b>\$939,081</b>	<b>\$109,599,746</b>	<b>\$69,281,819</b>

## ALUMNI

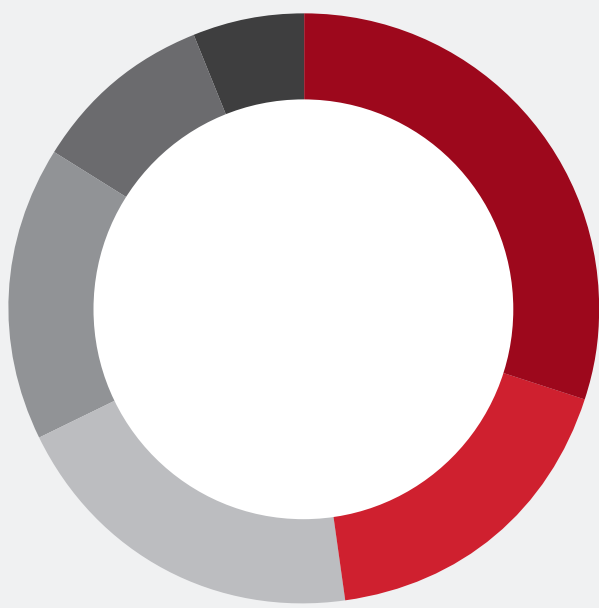
PEER GROUP 1	Number of Contactable Alumni	Alumni Solicited	Alumni Donors	Total Alumni Contributions
Bakersfield	53,997	32,824	373	\$459,074
Channel Islands	24,527	22,209	538	\$11,698
Dominguez Hills	125,969	100,712	1,181	\$1,852,622
East Bay	138,019	12,123	681	\$1,311,587
Maritime Academy	5,774	5,466	248	\$618,898
San Bernardino	116,617	105,867	2,379	\$273,799
San Marcos	65,082	53,558	923	\$194,846
Stanislaus	71,894	6,318	164	\$293,383
	<b>601,879</b>	<b>339,077</b>	<b>6,487</b>	<b>\$5,015,907</b>
<b>PEER GROUP 2</b>				
Chico	164,314	8,275	4,006	\$2,557,092
Humboldt	65,259	50,642	2,672	\$1,601,385
Los Angeles	192,098	128,124	1,883	\$1,276,966
Monterey Bay	28,867	19,923	556	\$42,616
Pomona	221,755	138,962	3,279	\$10,911,292
Sacramento	278,126	182,471	4,763	\$2,744,281
Sonoma	68,403	47,440	805	\$356,784
	<b>1,018,822</b>	<b>575,837</b>	<b>17,964</b>	<b>\$19,490,416</b>
<b>PEER GROUP 3</b>				
Fresno	236,509	182,691	4,361	\$5,655,148
Fullerton	308,135	235,956	9,501	\$1,400,925
Long Beach	357,139	183,320	3,190	\$2,606,296
Northridge	402,497	276,708	3,414	\$3,928,133
San Diego	485,358	241,096	18,355	\$23,145,542
San Francisco	350,578	61,849	1,378	\$987,629
San José	298,336	227,725	2,628	\$5,210,116
San Luis Obispo	210,680	121,275	3,543	\$16,973,384
	<b>2,649,232</b>	<b>1,530,620</b>	<b>46,370</b>	<b>\$59,907,173</b>
<b>Grand Total</b>	<b>4,269,933</b>	<b>2,445,534</b>	<b>70,821</b>	<b>\$84,413,496</b>

Note: Contactable Alumni are individuals which the university has a means to contact and who have not opted out of all communications.

**GIFT RECEIPTS BY SOURCE**

	Individuals		Organizations				Gift Receipts Total
	Alumni	NonAlumni	Foundations	Corporations	Donor-Advised Funds	Other Organizations	
<b>PEER GROUP 1</b>							
Bakersfield	\$459,074	\$940,838	\$1,682,489	\$4,066,202	\$316,250	\$172,880	\$7,637,733
Channel Islands	\$11,698	\$33,531,087	\$2,808,974	\$847,537	\$30,430	\$58,216	\$37,287,942
Dominguez Hills	\$1,852,622	\$349,453	\$1,021,830	\$838,674	\$4,015,492	\$219,840	\$8,297,911
East Bay	\$1,311,587	\$2,976,153	\$6,453,412	\$622,233	\$346,684	\$959,339	\$12,669,408
Maritime Academy	\$618,898	\$1,289,512	\$64,990	\$497,978	\$75,850	\$23,538	\$2,570,766
San Bernardino	\$273,799	\$3,192,601	\$709,104	\$2,375,033	\$88,421	\$457,347	\$7,096,305
San Marcos	\$194,846	\$2,449,602	\$1,106,467	\$1,389,321	\$269,224	\$180,358	\$5,589,818
Stanislaus	\$293,383	\$951,920	\$632,473	\$493,178	\$0	\$216,476	\$2,587,430
	<b>\$5,015,907</b>	<b>\$45,681,166</b>	<b>\$14,479,739</b>	<b>\$11,130,156</b>	<b>\$5,142,351</b>	<b>\$2,287,994</b>	<b>\$83,737,313</b>
<b>PEER GROUP 2</b>							
Chico	\$2,557,092	\$1,601,363	\$1,253,541	\$1,791,101	\$359,600	\$1,383,599	\$8,946,296
Humboldt	\$1,601,385	\$1,485,731	\$2,171,609	\$751,518	\$925,222	\$141,609	\$7,077,074
Los Angeles	\$1,276,966	\$1,489,066	\$2,523,623	\$1,602,497	\$171,730	\$1,045,503	\$8,109,385
Monterey Bay	\$42,616	\$2,472,072	\$810,479	\$1,683,654	\$816,810	\$281,742	\$6,107,373
Pomona	\$10,911,292	\$1,645,610	\$832,093	\$2,465,603	\$229,001	\$94,986	\$16,178,585
Sacramento	\$2,744,281	\$18,461,076	\$886,619	\$4,499,058	\$289,135	\$2,225,829	\$29,105,998
Sonoma	\$356,784	\$5,582,494	\$1,497,384	\$1,163,310	\$210,500	\$46,254	\$8,856,726
	<b>\$19,490,416</b>	<b>\$32,737,412</b>	<b>\$9,975,348</b>	<b>\$13,956,741</b>	<b>\$3,001,998</b>	<b>\$5,219,522</b>	<b>\$84,381,437</b>
<b>PEER GROUP 3</b>							
Fresno	\$5,655,148	\$3,754,459	\$4,385,411	\$4,176,659	\$1,337,416	\$3,769,031	\$23,078,123
Fullerton	\$1,400,925	\$2,992,041	\$5,388,113	\$4,470,247	\$880,449	\$728,259	\$15,860,034
Long Beach	\$2,606,296	\$5,878,246	\$3,796,654	\$3,333,545	\$5,445,084	\$1,252,348	\$22,312,173
Northridge	\$3,928,133	\$3,149,113	\$4,286,814	\$18,607,668	\$2,569,987	\$484,301	\$33,026,016
San Diego	\$23,145,542	\$32,132,683	\$14,421,584	\$14,766,718	\$2,923,499	\$19,667,954	\$107,057,980
San Francisco	\$987,629	\$1,636,754	\$3,915,504	\$8,906,035	\$1,243,865	\$1,135,918	\$17,825,705
San José	\$5,210,116	\$4,120,842	\$2,451,517	\$3,501,771	\$1,512,466	\$652,040	\$17,448,752
San Luis Obispo	\$16,973,384	\$5,697,383	\$10,168,094	\$9,808,923	\$5,720,572	\$10,634,690	\$59,003,046
	<b>\$59,907,173</b>	<b>\$59,361,521</b>	<b>\$48,813,691</b>	<b>\$67,571,566</b>	<b>\$21,633,338</b>	<b>\$38,324,541</b>	<b>\$295,611,829</b>
Chancellor's Office	\$0	\$220,923	\$1,518,250	\$360,519	\$48,100	\$6,861	\$2,154,653
	<b>\$84,413,496</b>	<b>\$138,001,022</b>	<b>\$74,787,028</b>	<b>\$93,018,982</b>	<b>\$29,825,787</b>	<b>\$45,838,918</b>	<b>\$465,885,232</b>

**GIFT RECEIPTS BY SOURCE**



- Non-Alumni **30%**
- Alumni **18%**
- Corporations **20%**
- Foundations **16%**
- Other Organizations **10%**
- Donor-Advised Funds **6%**

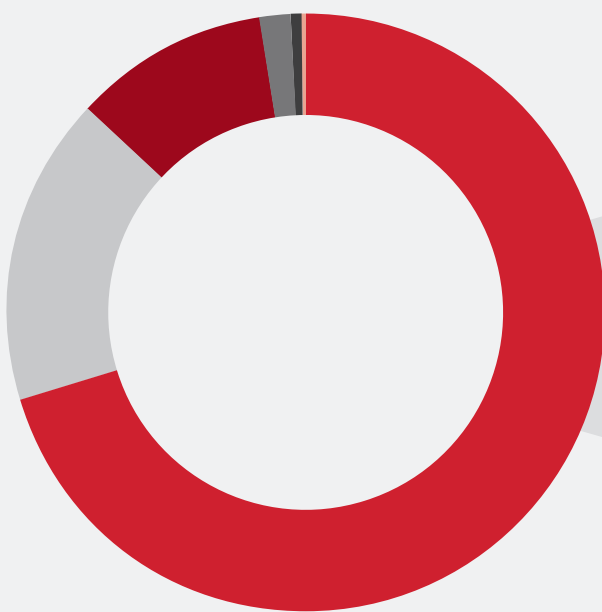


## GIFT RECEIPTS BY PURPOSE

	CURRENT PROGRAMS		CAPITAL PURPOSES			IRREVOCABLE DEFERRED GIFTS	
	Unrestricted	Restricted	Campus Improvements	Endowment		Face Value	Gift Receipts Total
			Property, Buildings and Equipment	Unrestricted	Restricted		
<b>PEER GROUP 1</b>							
Bakersfield	\$68,409	\$3,506,435	\$2,941,336	\$0	\$1,121,553	\$0	\$7,637,733
Channel Islands	\$127,872	\$34,828,950	\$2,115,962	\$20,000	\$195,158	\$0	\$37,287,942
Dominguez Hills	\$384,422	\$6,176,144	\$0	\$13,700	\$1,723,645	\$0	\$8,297,911
East Bay	\$44,449	\$4,411,945	\$6,180,102	\$0	\$2,032,912	\$0	\$12,669,408
Maritime Academy	\$1,446,583	\$650,600	\$64,866	\$10,000	\$398,717	\$0	\$2,570,766
San Bernardino	\$2,772	\$5,294,409	\$396,200	\$0	\$1,402,924	\$0	\$7,096,305
San Marcos	\$35,437	\$4,549,976	\$586,263	\$0	\$418,141	\$0	\$5,589,818
Stanislaus	\$59,815	\$1,386,194	\$340,521	\$0	\$800,900	\$0	\$2,587,430
	<b>\$2,169,759</b>	<b>\$60,804,653</b>	<b>\$12,625,250</b>	<b>\$43,700</b>	<b>\$8,093,950</b>	<b>\$0</b>	<b>\$83,737,313</b>
<b>PEER GROUP 2</b>							
Chico	\$325,832	\$5,498,760	\$643,314	\$975,136	\$1,503,254	\$0	\$8,946,296
Humboldt	\$290,917	\$4,764,972	\$0	\$0	\$1,996,185	\$25,000	\$7,077,074
Los Angeles	\$124,605	\$6,428,951	\$370,764	\$0	\$1,185,065	\$0	\$8,109,385
Monterey Bay	\$61,358	\$4,864,853	\$225,000	\$0	\$956,162	\$0	\$6,107,373
Pomona	\$812,314	\$8,628,472	\$20,700	\$0	\$6,541,046	\$176,053	\$16,178,585
Sacramento	\$240,503	\$23,853,384	\$368,667	\$0	\$4,483,444	\$160,000	\$29,105,998
Sonoma	\$24,405	\$8,359,821	\$48,275	\$0	\$424,225	\$0	\$8,856,726
	<b>\$1,879,934</b>	<b>\$62,399,213</b>	<b>\$1,676,720</b>	<b>\$975,136</b>	<b>\$17,089,381</b>	<b>\$361,053</b>	<b>\$84,381,437</b>
<b>PEER GROUP 3</b>							
Fresno	\$2,379	\$14,447,758	\$1,760,493	\$289,051	\$6,578,443	\$0	\$23,078,123
Fullerton	\$1,758,961	\$10,225,314	\$71,150	\$51,500	\$3,753,109	\$0	\$15,860,034
Long Beach	\$286,365	\$12,983,294	\$4,513,236	\$0	\$4,529,278	\$0	\$22,312,173
Northridge	\$124,135	\$21,456,631	\$6,401,660	\$5,167	\$5,038,423	\$0	\$33,026,016
San Diego	\$90,527	\$79,470,789	\$11,759,845	\$0	\$14,311,819	\$1,425,000	\$107,057,980
San Francisco	\$174,254	\$9,877,970	\$5,575,233	\$47,852	\$2,140,221	\$10,176	\$17,825,705
San José	\$484,207	\$12,610,258	\$0	\$98,856	\$4,255,431	\$0	\$17,448,752
San Luis Obispo	\$252,501	\$42,179,506	\$5,010,844	\$0	\$11,550,195	\$10,000	\$59,003,046
	<b>\$3,173,329</b>	<b>\$203,251,520</b>	<b>\$35,092,461</b>	<b>\$492,426</b>	<b>\$52,156,919</b>	<b>\$1,445,176</b>	<b>\$295,611,829</b>
Chancellor's Office	\$159,830	\$1,824,836	\$0	\$0	\$169,987	\$0	\$2,154,653
<b>GRAND TOTAL</b>	<b>\$7,382,852</b>	<b>\$328,280,222</b>	<b>\$49,394,431</b>	<b>\$1,511,262</b>	<b>\$77,510,237</b>	<b>\$1,806,229</b>	<b>\$465,885,232</b>

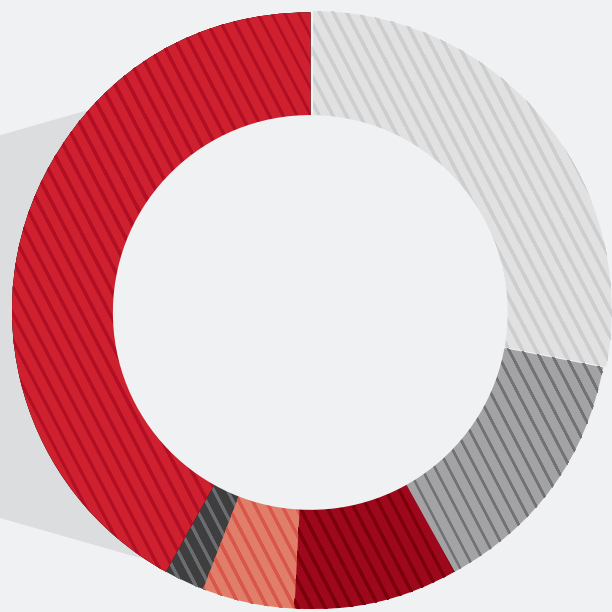
## GIFT RECEIPTS BY PURPOSE

## GIFT RECEIPTS BY PURPOSE



- Current Programs Restricted **70.46%**
- Endowment Restricted **16.65%**
- Property, Buildings and Equipment **10.60%**
- Current Programs Unrestricted **1.58%**
- Irrevocable Deferred Gifts **.39%**
- Endowment Unrestricted **.32%**

## GIFT RECEIPTS FOR CURRENT PROGRAMS RESTRICTED



- Additional University Priorities **42%**
- Faculty Support and Academic Enrichment **28%**
- Student Scholarships **14%**
- Athletics **9%**
- Student Affairs and Student Life **2%**
- Research **5%**

**ENDOWMENT**

PEER GROUP 1	2020/2021 Market Value	2021/2022 Market Value	2022/2023 Market Value	2021/2022 to 2022/2023 Comparison		2022/2023 Investment Return Rate	Three- Year Average	Five-Year Average	Ten-Year Average	2022/2023 Gifts to Endowment	2022/2023 Endowment Distribution
				Amount	Percentage						
Bakersfield	\$36,234,619	\$35,096,739	\$37,162,254	\$2,065,515	5.89%	7.18%	8.64%	5.96%	5.47%	\$1,121,553	\$1,123,772
Channel Islands	\$19,808,229	\$32,528,669	\$34,650,516	\$2,121,847	6.52%	10.07%	8.83%	7.42%	6.87%	\$215,158	\$874,717
Dominguez Hills	\$18,285,969	\$20,043,378	\$22,391,813	\$2,348,435	11.72%	8.14%	6.32%	5.69%	6.10%	\$1,737,345	\$686,360
East Bay	\$20,697,207	\$18,859,431	\$20,787,583	\$1,928,152	10.22%	7.50%	7.77%	4.52%	5.76%	\$2,032,912	\$770,977
Maritime Academy	\$11,594,509	\$10,396,983	\$14,030,116	\$3,633,133	34.94%	7.40%	6.50%	3.78%	4.29%	\$408,717	\$183,688
San Bernardino	\$55,591,997	\$46,895,980	\$51,099,190	\$4,203,210	8.96%	11.70%	8.13%	5.82%	6.08%	\$1,402,924	\$1,857,084
San Marcos	\$35,766,462	\$31,187,653	\$33,548,472	\$2,360,819	7.57%	11.20%	10.87%	7.89%	7.47%	\$418,141	\$1,140,777
Stanislaus	\$19,952,255	\$17,521,345	\$18,609,524	\$1,088,179	6.21%	8.47%	7.68%	5.73%	4.80%	\$800,900	\$277,237
<b>PEER GROUP 1 Total</b>	<b>\$217,931,247</b>	<b>\$212,530,178</b>	<b>\$232,279,468</b>	<b>\$19,749,290</b>	<b>9.29%</b>	<b>8.96%</b>	<b>8.09%</b>	<b>5.85%</b>	<b>5.99%</b>	<b>\$8,137,650</b>	<b>\$6,914,612</b>
<b>PEER GROUP 2</b>											
Chico	\$87,222,880	\$79,302,699	\$86,654,128	\$7,351,429	9.27%	9.90%	12.23%	7.44%	7.23%	\$2,478,390	\$2,779,264
Humboldt	\$42,188,227	\$38,590,550	\$40,840,491	\$2,249,941	5.83%	7.52%	9.56%	7.01%	7.25%	\$1,996,185	\$1,566,071
Los Angeles	\$59,435,334	\$53,844,055	\$58,107,987	\$4,263,932	7.92%	8.52%	6.67%	5.66%	5.84%	\$1,185,065	\$2,281,666
Monterey Bay	\$35,272,666	\$32,208,908	\$35,477,570	\$3,268,662	10.15%	9.70%	9.17%	6.48%	6.79%	\$956,162	\$961,274
Pomona	\$166,520,297	\$149,091,829	\$165,259,421	\$16,167,592	10.84%	9.30%	9.63%	7.09%	6.60%	\$6,541,046	\$4,822,971
Sacramento	\$76,741,606	\$68,052,831	\$76,609,158	\$8,556,327	12.57%	11.16%	10.33%	8.27%	6.67%	\$4,483,444	\$2,603,854
Sonoma	\$64,536,295	\$60,783,189	\$65,197,471	\$4,414,282	7.26%	7.20%	8.33%	6.58%	5.89%	\$424,225	\$1,966,809
<b>PEER GROUP 2 Total</b>	<b>\$531,917,305</b>	<b>\$481,874,061</b>	<b>\$528,146,226</b>	<b>\$46,272,165</b>	<b>9.60%</b>	<b>9.04%</b>	<b>9.42%</b>	<b>6.93%</b>	<b>6.48%</b>	<b>\$18,064,517</b>	<b>\$16,981,909</b>
<b>PEER GROUP 3</b>											
Fresno	\$218,892,189	\$208,734,552	\$229,054,308	\$20,319,756	9.73%	13.01%	10.10%	7.72%	6.76%	\$6,867,494	\$7,775,953
Fullerton	\$104,414,541	\$131,405,420	\$135,851,640	\$4,446,220	3.38%	8.88%	9.43%	7.54%	6.51%	\$3,804,609	\$3,533,408
Long Beach	\$109,666,865	\$108,177,617	\$115,398,278	\$7,220,661	6.67%	7.04%	6.93%	5.67%	6.19%	\$4,529,278	\$4,863,185
Northridge	\$158,814,759	\$182,829,384	\$205,194,321	\$22,364,937	12.23%	10.51%	7.69%	6.78%	6.75%	\$5,043,590	\$5,588,123
San Diego	\$399,709,864	\$380,895,927	\$415,703,247	\$34,807,320	9.14%	9.10%	6.37%	6.38%	6.67%	\$14,311,819	\$11,375,230
San Francisco	\$183,539,721	\$156,232,834	\$161,361,589	\$5,128,755	3.28%	9.70%	9.67%	6.78%	6.73%	\$2,188,073	\$8,994,102
San José	\$197,133,502	\$167,381,341	\$182,645,743	\$15,264,402	9.12%	12.60%	11.17%	7.66%	7.20%	\$4,354,287	\$5,041,232
San Luis Obispo	\$287,263,400	\$243,030,195	\$265,257,623	\$22,227,428	9.15%	9.30%	8.60%	6.46%	6.57%	\$11,550,195	\$9,066,923
<b>PEER GROUP 3 Total</b>	<b>\$1,659,434,841</b>	<b>\$1,578,687,270</b>	<b>\$1,710,466,749</b>	<b>\$131,779,479</b>	<b>8.35%</b>	<b>10.02%</b>	<b>8.74%</b>	<b>6.87%</b>	<b>6.66%</b>	<b>\$52,649,345</b>	<b>\$56,238,156</b>
Chancellor's Office	\$35,285,110	\$31,300,849	\$32,972,822	\$1,671,973	5.34%	9.64%	10.25%	7.55%	7.16%	\$169,987	\$1,009,554
<b>Grand Total</b>	<b>\$2,444,568,503</b>	<b>\$2,304,392,358</b>	<b>\$2,503,865,265</b>	<b>\$199,472,907</b>	<b>8.66%</b>	<b>9.36%</b>	<b>8.79%</b>	<b>6.58%</b>	<b>6.40%</b>	<b>\$79,021,499</b>	<b>\$81,144,231</b>

- Notes:
- Investment returns are reported as net of investment fees.
  - Multi-year, Peer Group and Systemwide investment returns are presented as equal-weighted averages.
  - CSU auxiliary organizations, which manage endowments, utilize a variety of socially responsible investment practices.
  - East Bay decreased 2020/2021 endowment market value by \$7,705 and decreased 2021/2022 endowment market value by \$3,589,357 due to fund misclassifications.
  - Humboldt decreased 2021/2022 endowment market value by \$51,611 due to a reporting error.
  - San Diego decreased 2021/2022 endowment market value by \$15,454,291 due to a reporting error.

**ENDOWMENT**


**GROWING A GREENER PORTFOLIO**

In 2013, responding to the advocacy of student activists, the SF State Foundation made history as the first at a public university in the U.S. to drastically limit its direct investment in coal and tar sands. The university holds its investments, primarily its endowment, in high regard as an integral part of its mission, viewing it as a fiduciary responsibility to promote social equity and environmental sustainability through capital markets.

To uphold these principles, the SF State Foundation embraces Environmental, Social, and Governance (ESG) investing. This approach not only helps manage risks but also identifies opportunities and enhances returns. The foundation recognizes the power of its investments as a force for positive change and, in this spirit, has adopted a commitment to environmental sustainability and social responsibility.

As a testament to its dedication, and much like other CSU campuses, the SF State Foundation initiated a student-managed investment fund, which empowers students to invest real money. Unique to SFSU, the fund exclusively invests in companies that champion sustainability, social responsibility, and ethical practices. By integrating financial education with a commitment to positive impact, the foundation not only fosters responsible investing but also nurtures the next generation of socially conscious leaders.

Looking ahead, the SF State Foundation has set an ambitious goal to divest fully from fossil fuels by 2025, reaffirming its dedication to a future shaped by sustainable and ethical investment practices.

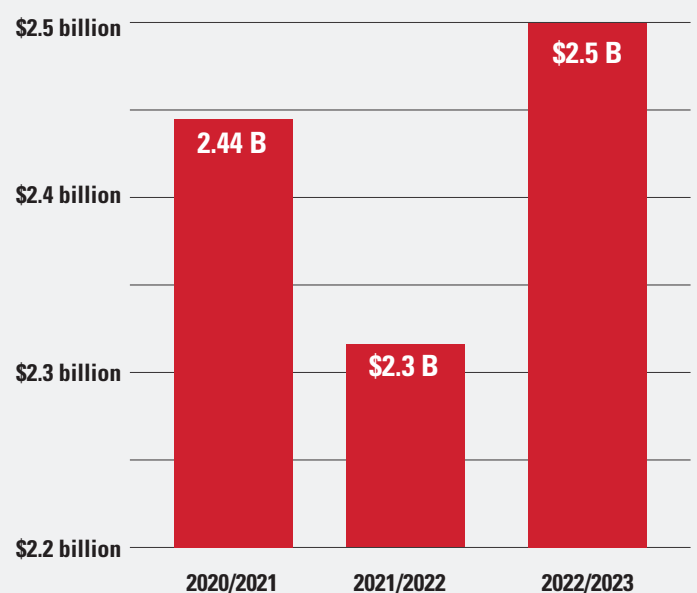


**\$2.5 BILLION**  
ENDOWMENT MARKET VALUE

**\$81 MILLION**  
ENDOWMENT DISTRIBUTIONS

**\$79 MILLION**  
NEW GIFTS TO ENDOWMENT

**ENDOWMENT MARKET VALUE**





# DEFINITION OF TERMS



## DEFINITION OF TERMS

### CHARITABLE GIFT COMMITMENTS

An accrual-basis measure of philanthropic productivity that includes new outright gifts, multiyear pledges and support promised through testamentary provisions in wills, trusts and beneficiary designations. Revocable deferred gifts are not capitalized on the university's financial statements. These numbers will not reconcile to the annual audited financial statements that use accounting standards. Charitable gift commitments are modeled on campaign counting standards and represent current-year performance in developing philanthropic support for the institution. This measure acknowledges the important work achieved in attaining continuing commitments secured in the reporting year.

### CHARITABLE GIFT RECEIPTS

A cash-basis measure of philanthropic productivity that includes all gift income received in the form of cash, securities, in-kind contributions, irrevocable deferred gifts and private charitable grants. For the purposes of this report, irrevocable deferred gifts are counted at face value. These global gift reporting standards are defined by the Council for Advancement and Support of Education and the National Association of College and University Business Officers. These standards are utilized in the annual Voluntary Support of Education Survey. These numbers will not reconcile to the annual audited financial statements that use accounting standards.

### ENDOWMENT

Funds to be retained and invested for income-producing purposes. Donors may restrict the uses of the income produced or allow the institution discretion to make allocations.

### ENDOWMENT DISTRIBUTION

Income produced from endowments that is spent to support programs and areas across a university. For the purposes of this report, the distribution does not include any administrative fees or other special withdrawals.

### ENDOWMENT MARKET VALUE

The endowment market value includes assets held by both the university and its auxiliaries in all the following categories:

#### TRUE ENDOWMENT

Contributions to the institution, the principal of which is not expendable by the institution under the terms of the agreement that created the fund.

#### TERM ENDOWMENT

Similar to true endowment, except that all or part of the funds may be expended after a stated period or upon the occurrence of a certain event as stated in the terms governing the funds.

#### QUASI-ENDOWMENT

Funds function as an endowment, the principal of which may be spent at the discretion of the governing board.

### ENVIRONMENTAL, SOCIAL AND GOVERNANCE (ESG) INVESTING

An investment approach that examines an organization's exposure to ESG-related risks and opportunities, focusing on the ones most likely to have a material impact on investment performance. Environmental criteria look at how an organization addresses climate change through greenhouse emissions, waste management, etc. Social criteria examine how an organization manages relationships with its employees, customers and the communities in which it operates. Governance addresses an organization's board governance and executive pay, among other issues.

### IRREVOCABLE DEFERRED GIFTS

Irrevocable gifts made through charitable gift annuities, charitable remainder trusts (including those administered outside the institution), gifts to pooled income funds and remainder interests in property. These provisions are counted at face value.

### PEER GROUP 1

The CSU campuses categorized within group 1 generally have fewer than 5,000 individual donors, fewer than 10 full-time professional fundraisers, less than \$50 million in endowment market value and fundraising investment of less than 2% of their university's annual allocation from the state general fund. These advancement programs build infrastructure and strive toward raising gift commitments equivalent to 10% of their university's annual allocation from the state general fund.

### PEER GROUP 2

The CSU campuses categorized within group 2 generally have between 5,000 and 10,000 individual donors, between 10 and 20 full-time professional fundraisers, between \$50 million and \$100 million in endowment market value and fundraising investment of between 2% and 2.5% of their university's annual allocation from the state general fund. These advancement programs are maturing and are expected to raise gift commitments equivalent to 10% to 15% of their university's annual allocation from the state general fund.

### PEER GROUP 3

The CSU campuses categorized within group 3 generally have more than 10,000 individual donors, more than 20 full-time professional fundraisers, more than \$100 million in endowment market value and fundraising investment of more than 2.5% of their university's annual allocation from the state general fund. These more mature advancement programs have developed successful annual funds, major gifts and planned giving operations complemented by strong alumni and communication programs. These programs are expected to raise gift commitments that are greater than 15% of their university's annual allocation from the state general fund.

### PLEDGES

Gift commitments paid in installments over a set time schedule. For the purposes of this report, the value of multiyear pledges is reported in five-year periods. Pledges must be documented and are counted at face value.

### PURPOSE OF GIFT

Refers to the donor's expressed intention for the use of the gift.

#### UNRESTRICTED

Gifts given to the institution with no restrictions, regardless of any subsequent designation by the institution.

#### RESTRICTED

Gifts that have been restricted to support any current or capital purpose on a university.

#### CURRENT PROGRAMS

Gifts that have been restricted to support existing programs in the short term. For this report's purposes, the many programs and areas of a university are summarized into the broad categories of academic divisions, athletics, faculty compensation, research, student financial aid and student affairs.

#### CAPITAL PURPOSES

Gifts that have been restricted to provide long-term or permanent support of university programs, facilities and properties.

#### PROPERTY, BUILDINGS AND EQUIPMENT (CAMPUS IMPROVEMENTS)

- Outright gifts of real property for the use of the institution;
- Gifts made for the purpose of purchasing buildings, other facilities, equipment and land for the institution;
- Gifts restricted for construction or major renovation of buildings and other facilities; and
- Gifts made to retire debt.

### RESPONSIBLE INVESTING

An investment philosophy that incorporates environmental, social and governance (ESG) factors into the investment analysis, portfolio construction and ongoing monitoring with the objective of enhancing long-term performance, managing risk and aligning the portfolio with the institution's values.

### REVOCABLE DEFERRED GIFTS

This category includes new estate provisions made in a will, revocable trust or beneficiary designation for which the institution has documentation. These provisions are counted at face value.

### SOURCE OF GIFT

The entity, individuals or organizations that transmit the gift or grant to the institution.

### ALUMNI

Former undergraduate or graduate students who have earned some credit toward one of the degrees, certificates or diplomas offered by the institution for whom the campus has a reasonable means of contacting. It is within the discretion of each university to limit alumni status to individuals who have obtained a degree and/or credential.

### NONALUMNI INDIVIDUALS

Individuals who have no prior academic relationship to the institution.

### FOUNDATIONS

Personal/family foundations and other foundations and trusts that are private tax-exempt entities operated exclusively for charitable purposes; not including company-sponsored foundations.

### CORPORATIONS

Corporations, businesses, partnerships and cooperatives that have been organized for profit-making purposes, including corporations owned by individuals and families and other closely held companies. This category also includes company-sponsored foundations as well as industry trade associations.

### DONOR-ADVISED FUNDS (DAFS)

A charitable giving vehicle administered by a tax-exempt organization, often affiliated with a financial institution or community foundation, where donors send assets to a segregated fund at the organization as a gift and can advise the fund to make distributions to qualifying organizations. Gifts from donor-advised funds are counted under this category regardless of where the fund is managed. Assets held in CSU DAFs are only counted in this report once they are distributed to the university.

### OTHER ORGANIZATIONS

Organizations not reported in the categories above, which include religious and community organizations, fundraising consortia and any other nongovernmental agencies.



401 Golden Shore, Long Beach, CA 90802-4210

[calstate.edu/donorsupport](https://calstate.edu/donorsupport)

Produced by MarComm | WZ13288 | 01.24