



# High School Counselors Conference

September 2024





# Welcome

- Why Choose the CSU
- Admission Updates
- Transfer Success Pathway Program
- CSU Tuition & Financial Aid
- Counselor Resources



# Investing in the Future Together

## We are the CSU:

- 91% freshman acceptance rate
- More than 47% first in their family to earn a bachelor's degree
- 95% of undergraduates are from California

## Securing Opportunities:

- 81% of students receive financial aid
- 60% of undergraduates cover tuition through non-loan aid
- More than 50% of undergraduates leave with no loan debt

## The CSU Strives:

- Money Magazine's "Best Public Colleges in America"
- Washington Monthly's "Best Bang for the Buck"
- CollegeNET's "Social Mobility Index"







# Graduation Initiative 2025:

## Reimagining Student Success

- Finishing strong: Graduation Initiative 2025
- Closing equity gaps
- Welcoming America's new majority
- Planning ahead to the future
- Leading the nation in advancing student success and equity





# Advancing Equity, Innovation, and Student Empowerment

## Centering Equity:

California State Assembly honored Sacramento State with state's first Black-serving institution designation.

## Learn by Doing:

- Wide range of research centers and institutes
- Areas include:
  - Agriculture
  - Desert
  - STEM
  - Biotechnology
  - Water Management and more

## Fostering Connections:

- Student government, clubs and sports
- Identity and culturally based centers
- Student well-being focus



# Enhancing the Student Experience: Support Services

The Chancellor's Office and the 23 campuses of the California State University offer a wide variety of resources to meet the diverse needs of the system's more than 450,000 students.

- Athletics
- Basic Needs Initiative
- Career Services
- Foster Youth
- Identity Centers
- Mental Health Services
- Resources for Undocumented Students
- Services to Students with Disabilities
- Student Government (CSSA)
- Student Health Services
- Veterans Services
- Educational Opportunity Program (EOP)
- Honors and Special Academic Programs
- Library Services
- CSU Fully Online Courses
- Study Abroad





# California Community College Guidance Initiative (CCGI)

- In 2021, the enactment of AB 132 and Education Code 60900.5 made CaliforniaColleges.edu tools and services free for all LEAs that serve 6-12th grade public school students in California.
- CCGI has partnerships and integrations with all of California's public financial aid and higher education systems.
- For many years, the CSU has promoted the tools of CaliforniaColleges.edu and encouraged LEAs to partner with CCGI so that students can track their progress towards CSU eligibility
- Per California Education Code 60900(f)(3), by **January 2026**, high schools will need to enter into data sharing agreements with CCGI in order to provide transcript-informed account to students
- Transcript-informed accounts allow:
  - Students to view their progress toward CSU Eligibility requirements
  - Students to import their high school coursework directly into Cal State Apply
  - Educators to track students' progress towards eligibility and application submission statuses





# Great Admission Redesign



The CSU was awarded a Lumina grant to rethink the admissions process and support simplification of the admission process to underserved students. This implementation grant will allow the CSU to make a systemwide impact and support its goals.

## CSU Goals:

- Expand outreach and support of students in 9th – 12th grade
- Ensure HS students see a college education as accessible
- Further our partnership with California College Guidance Initiative
- State of California's official college and career planning tool
- Communicate admission opportunities earlier in the process
- Provide outreach to students that may not be meeting a-g







# Admission Updates



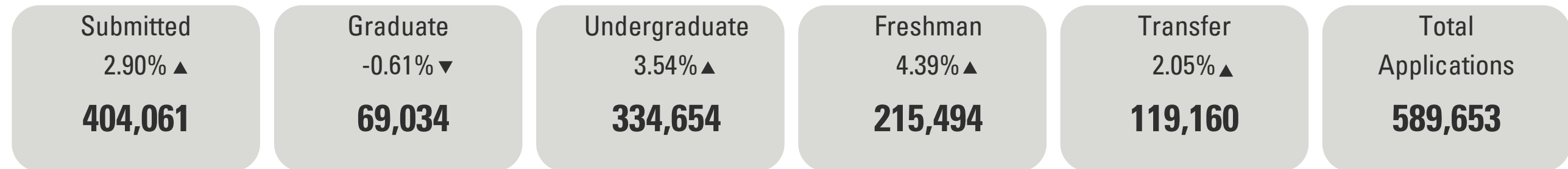


# Fall 2024 Applications

## Applications



## Applicants






# Increasing Access: Impaction Update

“Campus impaction” or “level impaction” means that a university has reached its enrollment capacity for instructional resources and physical support and cannot accommodate all the eligible undergraduate applications it receives.

- 18 universities have no impaction or only have program impaction
- All undergraduate programs, pre-programs, and undeclared/undecided programs are impacted for the following universities:
  - Cal Poly San Luis Obispo
  - Cal State Fullerton
  - Cal State Long Beach
  - San Diego State
  - San José State





# Fall 2025 Freshman Eligibility

## Test FREE Admissions

- High school graduate or equivalent
- Complete the 15-unit “a-g” college preparatory courses
- Earn qualifying “a-g” grade point average (GPA)
  - CA Residents: 2.5 or greater
  - Between 2.0 & 2.49 may be evaluated based on supplemental factors

Area	Subject	Years
a.	History and Social Science	2
b.	English	4
c.	Mathematics	3
d.	Laboratory Science	2
e.	Language Other Than English	2
f.	Visual and Performing Arts	1
g.	College Preparatory Elective or an additional course from a-f	1
<b>Total Required Courses</b>		<b>15</b>





# Multi-Factor Admission Score

- Primary Factors
  - GPA in all completed a-g courses (courses after 9th grade – 11th grade)
  - GPA and courses taken in subjects relevant to the selected major
  - Number of academic courses beyond the minimum a-g requirements
- Secondary Factors
  - Location of high school and educational opportunities available (free & reduced lunch, CCPI, Other)
  - Student attributes: First-generation, Low income, Foster youth, Military service
  - Activities/Engagement outside of school: Extracurricular activities, Work/Volunteer experience, Leadership roles







# Math Validation

## Through Summer 2025

- Statistics and data science courses currently approved under the Statistics or Other Advanced Math discipline will validate:
  - D or F grades in Geometry and Algebra II/Math III
  - The omission of Algebra II/Math III
- Statistics or data science can be used as 3rd year of math

## Beginning Fall 2025

- The majority of statistics and data science courses will no longer validate:
  - D/F grades in Geometry or Algebra II/Math III
  - Omission of Algebra II/Math III
- Statistics or data science cannot be used as a 3rd year of math
- The UC will keep statistics and data science courses in Area C

A letter grade of C or better in the second semester of an area C course with a discipline of Precalculus, Calculus, or Other Advanced Mathematics on the A-G website validates the entire high school college preparatory requirement.





# Academic Preparation & Resources

- Students are strongly encouraged to enroll in:
  - English course for senior year
  - Year-long mathematics or quantitative, scientific or data literacy course
  - [CSUStudentSuccess.org](https://www.csustudent.com)
- Students can utilize:
  - Summer Algebra Institute
  - Supportive Pathways for First-Year Students
  - [CaliforniaColleges.edu](https://www.calcolleges.edu)
    - Official CA planner for high schools
    - Financial aid tools and calculator



# Key Dates

**October 1: Fall 2025  
application opens at  
6:00 AM**

**December 2: Priority  
application deadline  
for impacted campuses**

*Students can qualify for up to four fee  
waivers*







# Transfer Success Pathway Program: CSU Dual Admission



# Transfer Success Pathway Program

**The Transfer Success Pathway (TSP) program is a transfer program that allows students to enter into an agreement with a CSU campus that guarantees admission for a future term.**

- Eligible Participants: First-time freshman entering a community college
  - Not CSU eligible *or*
  - Not able to attend due to personal or financial reasons
- Agreement with one CSU campus required
- Sign agreement in first fall term at CCC, after HS graduation

*Agreement cycle is August 1 - September 30. Students can sign an agreement via the Transfer Planner*





# Fall 2024 TSP Cycle Update

- 3,452 submitted TSP agreements
  - 65% increase over last year
- CSU Campuses/CCCs/Program with most agreements:

CSU Campus	Community College	Program
San Diego	Pasadena City College	Psychology
Fullerton	Southwestern College	Mechanical Engineering
Pomona	El Camino College	Business Administration
Los Angeles	Bakersfield College	Computer Science
Long Beach	Mt. San Antonio College	Public Health







# CSU Tuition & Financial Aid



# 2025 - 2026 Financial Aid Updates

- FAFSA and CADAA have a target release date of 12/1/2024
- Per the Federal Dept of Education –
  - They are committing to allowing students from Mixed Status Families to submit the FAFSA.
  - They will continue to waive the manual identity validation process for contributors without a SSN.
  - Families will manually enter their income information on the FAFSA.
- Using 2023 Tax Year/Income
- The 25/26 FAFSA has remained largely unchanged from the 24/25 FAFSA.
- On time filing date: 3/2/2025
  - Both FAFSA and CADAA
  - All FA programs





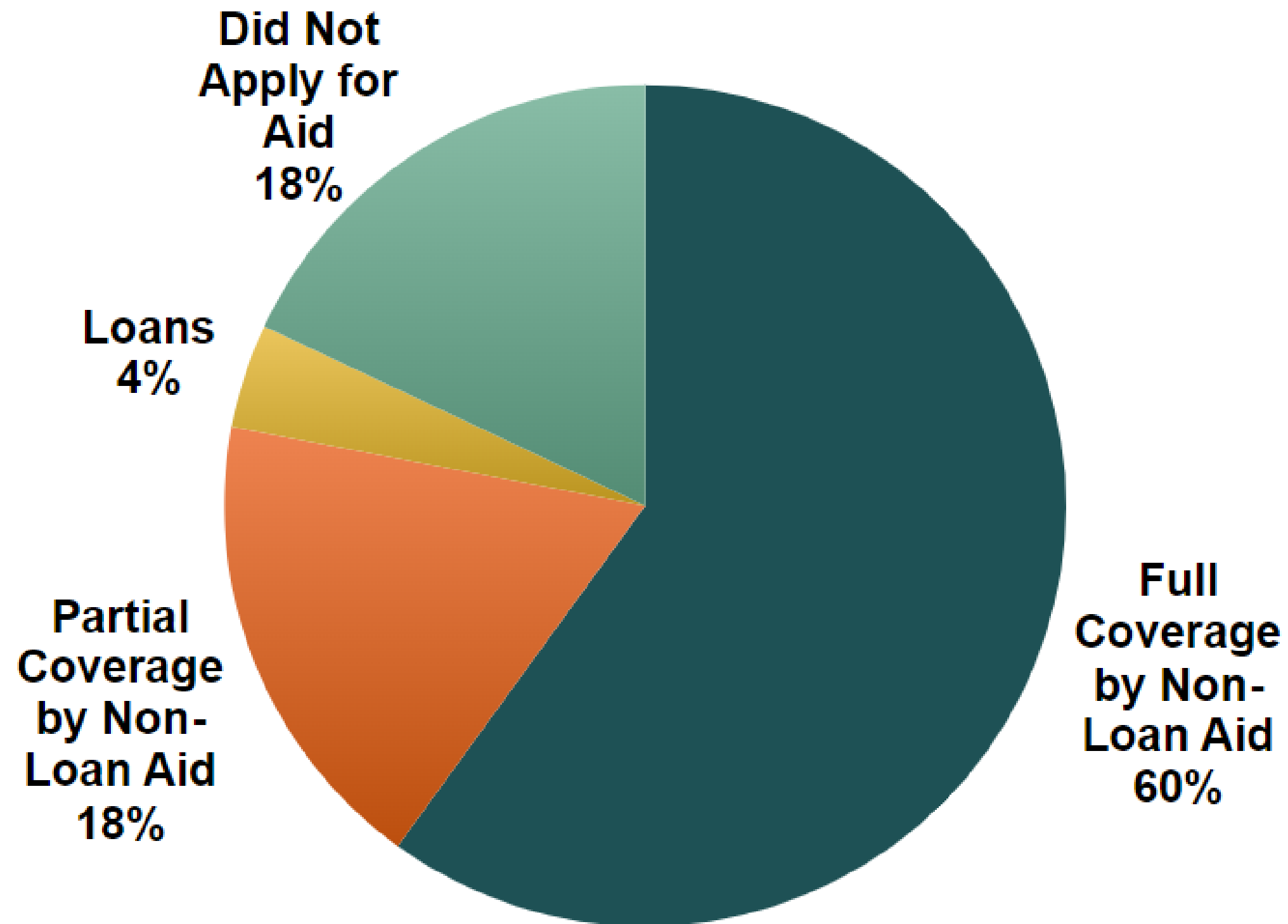
# Multi-Year Tuition Plan



	Academic Year					
	2023-24	2024-25	2025-26	2026-27	2027-28	2028-29
<b>Undergraduate (6.1+ units)</b>	\$ 5,742	\$ 6,084	\$ 6,450	\$ 6,838	\$ 7,248	\$ 7,682
<b>Undergraduate (0-6 units)</b>	\$ 3,330	\$ 3,528	\$ 3,738	\$ 3,962	\$ 4,200	\$ 4,452
<b>Credential (6.1+ units)</b>	\$ 6,660	\$ 7,062	\$ 7,488	\$ 7,938	\$ 8,414	\$ 8,918
<b>Credential (0-6 units)</b>	\$ 3,864	\$ 4,098	\$ 4,344	\$ 4,604	\$ 4,880	\$ 5,172
<b>Graduate (6.1+ units)</b>	\$ 7,176	\$ 7,608	\$ 8,064	\$ 8,548	\$ 9,060	\$ 9,604
<b>Graduate (0-6 units)</b>	\$ 4,164	\$ 4,416	\$ 4,680	\$ 4,960	\$ 5,258	\$ 5,574



# Paying Undergraduate Tuition



**All Students  
Charged Tuition**




# CSU Tuition and Fees

Campus	2022-23	2023-24	Change	% Change
University of Connecticut (Storrs, CT)	\$19,434	\$20,366	\$932	4.8%
Rutgers University (New Brunswick, NJ)	16,263	17,239	976	6.0%
Illinois State University (Normal, IL)	15,733	16,021	288	1.8%
Wayne State University (Detroit, MI)	15,883	15,463	(420)	-2.6%
George Mason University (Fairfax, VA)	13,402	13,812	410	3.1%
University of Maryland, Baltimore County	12,606	12,952	346	2.7%
<b>Comparison Average</b>	<b>\$12,451</b>	<b>\$12,740</b>	<b>\$289</b>	<b>2.3%</b>
University of Colorado at Denver	11,800	12,366	566	4.8%
Arizona State University at Tempe	11,618	12,052	434	3.7%
University of Texas at Arlington	11,314	11,314	0	0.0%
Cleveland State University	10,430	10,638	208	2.0%
State University of New York at Albany	10,468	10,468	0	0.0%
Georgia State University at Atlanta	10,268	10,268	0	0.0%
University of Wisconsin at Milwaukee	9,620	10,020	400	4.2%
North Carolina State University	9,128	9,105	(23)	-0.3%
University of Nevada at Reno	8,797	9,012	215	2.4%
<b>California State University</b>	<b>\$7,524</b>	<b>\$7,622</b>	<b>\$98</b>	<b>1.3%</b>



# Paying for College

- Federal, State, and Institutional Grants
  - Pell Grant
  - Supplemental Educational Opportunity Grant
  - Cal Grant
  - CSU State University Grant (SUG)
  - Educational Opportunity Grants
- Scholarships
- Middle Class Scholarship 2.0
- Federal Work Study
- Federal Student Loans or DREAM Loans
- Veteran's Aid
- Californians For All Volunteer Program







# Counselor Resources



Campus Events



Transfer  
Enrollment Guides



CASPER



CSU Outreach  
Publications



FTF Enrollment  
Guides



Cal State Apply  
Pre-launch



Admissions &  
Financial Aid



CSU  
Newsletter



