

## **COMMITTEE ON FINANCE**

### **California State University Quarterly Investment Report**

#### **Presentation By**

Steve Relyea  
Executive Vice Chancellor and  
Chief Financial Officer

Robert Eaton  
Assistant Vice Chancellor  
Financing, Treasury, and Risk Management

#### **Summary**

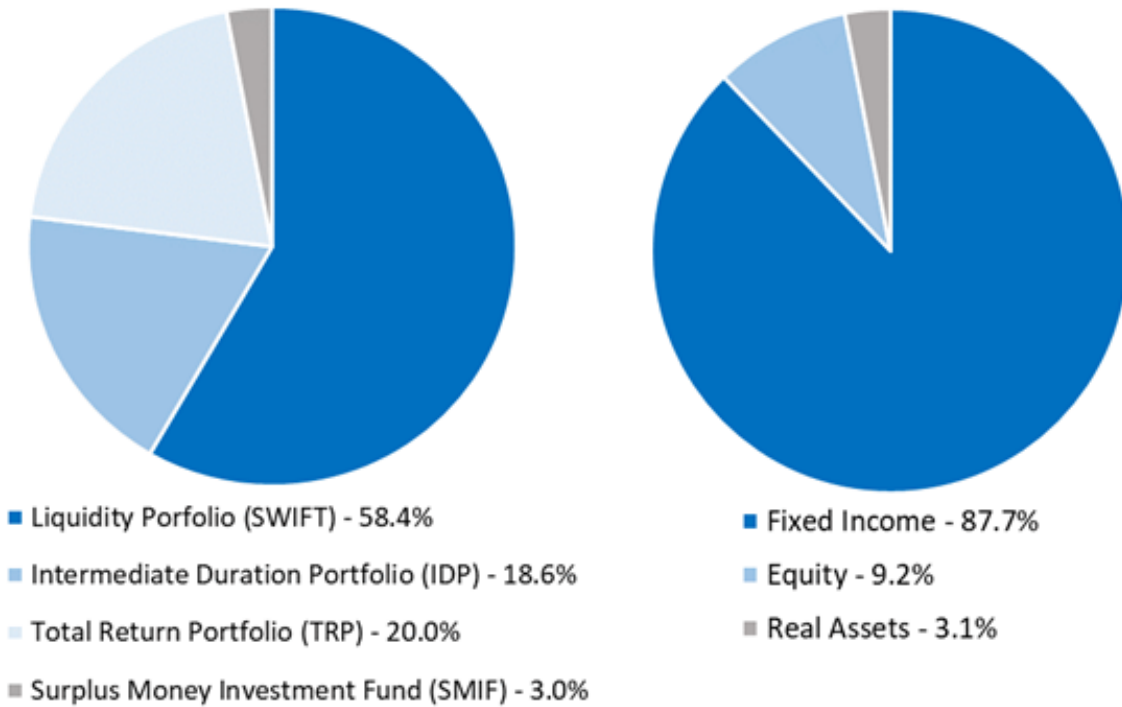
This item provides the quarterly investment report to the California State University Board of Trustees for the quarter ended March 31, 2022. The information in Attachment A provides the entire quarterly investment report regarding CSU investments as required by Education Code § 89726.

#### **Background**

The California State University Master Investment Policy is posted publicly to: <https://calstate.policystat.com/policy/11691689/latest>. Pursuant to the CSU Master Investment Policy, CSU investments as of March 31, 2022 consisted of investments in the Liquidity Portfolio (Systemwide Investment Fund Trust or SWIFT), the Intermediate Duration Portfolio (IDP), the Total Return Portfolio (TRP), and the State of California Surplus Money Investment Fund (SMIF). Except for amounts held at the State in SMIF, all CSU investments are held by US Bank, the custodian bank for the CSU. Neither state general fund nor CSU auxiliary funds are included in CSU investments. In addition, this report does not include approximately \$1.60 billion in bond proceeds, which by state law are required to be held by the state and are invested in SMIF.

**CSU Investments – Balances, Allocations, and Returns  
 March 31, 2022**

	<u>Balance</u>	<u>% of CSU Investments</u>	<u>Twelve Month Returns</u>
Liquidity Portfolio (SWIFT)	\$4.049 billion	58.4%	-1.75%
Intermediate Duration Portfolio (IDP)	\$1.293 billion	18.6%	N/A
Total Return Portfolio (TRP)	\$1.388 billion	20.0%	4.20%
Surplus Money Investment Fund (SMIF)	\$0.209 billion	3.0%	0.23%
<b>CSU Investments</b>	<b>\$6.94 billion</b>	<b>100%</b>	



**CSU Investment Portfolios**

For detailed information on the investment performance and characteristics of the CSU investment portfolios please see Attachment A.

### **CSU Liquidity Portfolio (Systemwide Investment Fund Trust or SWIFT)**

The purpose of the Liquidity Portfolio is to provide sufficient and immediate liquidity to meet the operating needs of the CSU. The investment objective is safety of principal and liquidity.

The Liquidity Portfolio is managed through contracts with two investment management firms, BlackRock Financial Management and Payden & Rygel, each of whom provides investment management services for the program. While the custodian, US Bank, holds the funds invested in the Liquidity Portfolio, for investment management purposes additions to the portfolio are split evenly between the investment managers and invested according to permitted investments outlined in the Government Code of the State and the Liquidity Portfolio investment policy. Consistent with state law, the Liquidity Portfolio is restricted to high quality, fixed income securities.

### **CSU Intermediate Duration Portfolio (IDP)**

The Intermediate Duration Portfolio launched on October 1, 2021, with an initial investment of \$675 million. On March 31, 2022, an additional \$675 million was invested in the IDP. The purpose of the IDP is to provide opportunity for modest, additional risk adjusted returns on CSU funds not needed for immediate liquidity. The investment objectives are safety of principal, liquidity, and return. The IDP is managed through contracts with three investment management firms, Western Asset Management Company, PGIM Fixed Income, and Income Research & Management, each of whom provides investment management services for the program. While the custodian, US Bank, holds the funds invested in the IDP, for investment management purposes additions to the portfolio are split evenly between the investment managers and invested according to permitted investments outlined in the Government Code of the State and the IDP investment policy. Consistent with state law, the IDP is restricted to high quality, fixed income securities.

### **CSU Total Return Portfolio (TRP)**

Legislation effective January 1, 2017, expanded the CSU investment authority to allow investment in mutual funds (including equity mutual funds) and real estate investment trusts. The Total Return Portfolio was created to take advantage of the new investment authority.

The purpose of the TRP is to provide opportunity for additional risk adjusted returns on CSU funds over a full market cycle. The investment objective is to achieve a prudent return within a moderate risk level.

Under State law, investment of funds in the TRP is subject to the CSU meeting certain conditions regarding investment oversight, reporting, and use of earnings, and may not be more than thirty percent of eligible CSU investments. The CSU Investment Advisory Committee (IAC), established by the Board of Trustees in September 2017, oversees the TRP and focuses on key

issues such as investment policy, asset allocation, investment manager oversight, and investment performance.

The TRP investment policy provides a framework for the investment of portfolio funds in the TRP and includes the following key elements as further described in the TRP Investment Policy:

Investment Objectives	Investment Manager Selection
Spending Policy	Roles & Responsibilities
Time and Investment Horizon	Environmental, Social and Governance
Risk Tolerance	Framework
Expected Return	Risk Management
Asset Allocation	Monitoring and Control Procedures
Benchmarks	

The IAC has adopted an investment schedule for the TRP that utilizes a dollar-cost averaging approach and provides regular monthly contributions to the TRP. An initial investment of \$33.5 million into the TRP was made on April 1, 2018, and additional investments allowed the TRP to reach the fiscal year 2018-2019 statutory limit of \$600 million in the first half of 2019. After June 30, 2019, a new investment schedule was adopted by the IAC and staff, with the goal of funding the TRP to as much as 30 percent of CSU investments by mid-2020. However, in April of 2020, the IAC approved a reduced investment schedule in the amount of \$20 million total between April and July of 2020, and in August of 2020, the IAC suspended further contributions to the TRP for the time being. Both of these actions were taken in order to preserve liquidity in the CSU Liquidity Portfolio in response to the COVID-19 pandemic. Recently, in January of 2022, the IAC approved an additional \$900 million investment into the TRP scheduled over the next eighteen months. The investment schedule may also be adjusted by the IAC at any time depending on market conditions and staff will ensure the TRP does not exceed 30 percent of CSU Investments.

Since the TRP Inception date<sup>1</sup> through March 31, 2022, the TRP investment earnings were approximately \$308.9 million. During this period, the TRP total return exceeded the Liquidity Portfolio total return by 7.36% annualized (net of fees) or a cumulative \$287.7 million, which was about 14.5 times higher than Liquidity Portfolio investment earnings.

In October 2021, the IAC approved the third annual TRP distribution to the system of approximately \$55.6 million, bringing total TRP distributions to the system since inception to \$112.98 million. TRP distributions are allocated to the campuses annually for capital outlay or maintenance. Consistent with state law, specifically Education Code § 89726, additional moneys

---

<sup>1</sup> The TRP Inception Date was April 1, 2018.

## **COMMITTEE ON FINANCE**

### **California State University Quarterly Investment Report**

#### **Presentation By**

Steve Relyea  
Executive Vice Chancellor and  
Chief Financial Officer

Robert Eaton  
Assistant Vice Chancellor  
Financing, Treasury, and Risk Management

#### **Summary**

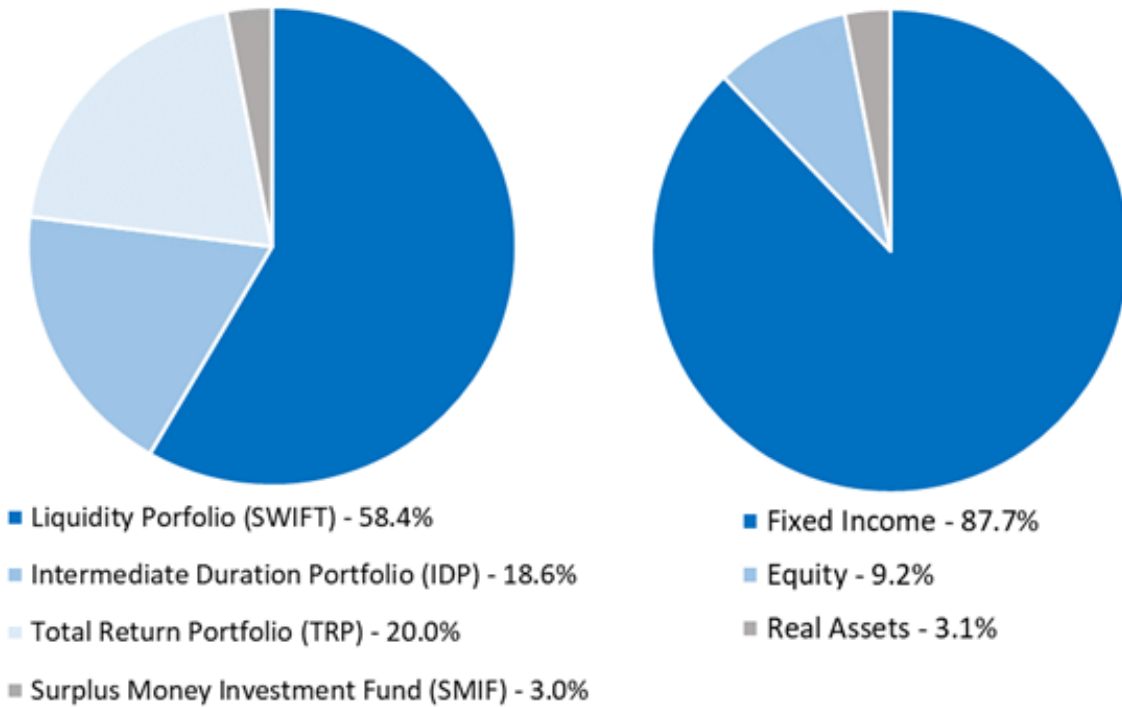
This item provides the quarterly investment report to the California State University Board of Trustees for the quarter ended March 31, 2022. The information in Attachment A provides the entire quarterly investment report regarding CSU investments as required by Education Code § 89726.

#### **Background**

The California State University Master Investment Policy is posted publicly to: <https://calstate.policystat.com/policy/11691689/latest>. Pursuant to the CSU Master Investment Policy, CSU investments as of March 31, 2022 consisted of investments in the Liquidity Portfolio (Systemwide Investment Fund Trust or SWIFT), the Intermediate Duration Portfolio (IDP), the Total Return Portfolio (TRP), and the State of California Surplus Money Investment Fund (SMIF). Except for amounts held at the State in SMIF, all CSU investments are held by US Bank, the custodian bank for the CSU. Neither state general fund nor CSU auxiliary funds are included in CSU investments. In addition, this report does not include approximately \$1.60 billion in bond proceeds, which by state law are required to be held by the state and are invested in SMIF.

**CSU Investments – Balances, Allocations, and Returns  
 March 31, 2022**

	<b>Balance</b>	<b>% of CSU Investments</b>	<b>Twelve Month Returns</b>
Liquidity Portfolio (SWIFT)	\$4.049 billion	58.4%	-1.75%
Intermediate Duration Portfolio (IDP)	\$1.293 billion	18.6%	N/A
Total Return Portfolio (TRP)	\$1.388 billion	20.0%	4.20%
Surplus Money Investment Fund (SMIF)	\$0.209 billion	3.0%	0.23%
<b>CSU Investments</b>	<b>\$6.94 billion</b>	<b>100%</b>	



**CSU Investment Portfolios**

For detailed information on the investment performance and characteristics of the CSU investment portfolios please see Attachment A.

### **CSU Liquidity Portfolio (Systemwide Investment Fund Trust or SWIFT)**

The purpose of the Liquidity Portfolio is to provide sufficient and immediate liquidity to meet the operating needs of the CSU. The investment objective is safety of principal and liquidity.

The Liquidity Portfolio is managed through contracts with two investment management firms, BlackRock Financial Management and Payden & Rygel, each of whom provides investment management services for the program. While the custodian, US Bank, holds the funds invested in the Liquidity Portfolio, for investment management purposes additions to the portfolio are split evenly between the investment managers and invested according to permitted investments outlined in the Government Code of the State and the Liquidity Portfolio investment policy. Consistent with state law, the Liquidity Portfolio is restricted to high quality, fixed income securities.

### **CSU Intermediate Duration Portfolio (IDP)**

The Intermediate Duration Portfolio launched on October 1, 2021, with an initial investment of \$675 million. On March 31, 2022, an additional \$675 million was invested in the IDP. The purpose of the IDP is to provide opportunity for modest, additional risk adjusted returns on CSU funds not needed for immediate liquidity. The investment objectives are safety of principal, liquidity, and return. The IDP is managed through contracts with three investment management firms, Western Asset Management Company, PGIM Fixed Income, and Income Research & Management, each of whom provides investment management services for the program. While the custodian, US Bank, holds the funds invested in the IDP, for investment management purposes additions to the portfolio are split evenly between the investment managers and invested according to permitted investments outlined in the Government Code of the State and the IDP investment policy. Consistent with state law, the IDP is restricted to high quality, fixed income securities.

### **CSU Total Return Portfolio (TRP)**

Legislation effective January 1, 2017, expanded the CSU investment authority to allow investment in mutual funds (including equity mutual funds) and real estate investment trusts. The Total Return Portfolio was created to take advantage of the new investment authority.

The purpose of the TRP is to provide opportunity for additional risk adjusted returns on CSU funds over a full market cycle. The investment objective is to achieve a prudent return within a moderate risk level.

Under State law, investment of funds in the TRP is subject to the CSU meeting certain conditions regarding investment oversight, reporting, and use of earnings, and may not be more than thirty percent of eligible CSU investments. The CSU Investment Advisory Committee (IAC), established by the Board of Trustees in September 2017, oversees the TRP and focuses on key

issues such as investment policy, asset allocation, investment manager oversight, and investment performance.

The TRP investment policy provides a framework for the investment of portfolio funds in the TRP and includes the following key elements as further described in the TRP Investment Policy:

Investment Objectives	Investment Manager Selection
Spending Policy	Roles & Responsibilities
Time and Investment Horizon	Environmental, Social and Governance
Risk Tolerance	Framework
Expected Return	Risk Management
Asset Allocation	Monitoring and Control Procedures
Benchmarks	

The IAC has adopted an investment schedule for the TRP that utilizes a dollar-cost averaging approach and provides regular monthly contributions to the TRP. An initial investment of \$33.5 million into the TRP was made on April 1, 2018, and additional investments allowed the TRP to reach the fiscal year 2018-2019 statutory limit of \$600 million in the first half of 2019. After June 30, 2019, a new investment schedule was adopted by the IAC and staff, with the goal of funding the TRP to as much as 30 percent of CSU investments by mid-2020. However, in April of 2020, the IAC approved a reduced investment schedule in the amount of \$20 million total between April and July of 2020, and in August of 2020, the IAC suspended further contributions to the TRP for the time being. Both of these actions were taken in order to preserve liquidity in the CSU Liquidity Portfolio in response to the COVID-19 pandemic. Recently, in January of 2022, the IAC approved an additional \$900 million investment into the TRP scheduled over the next eighteen months. The investment schedule may also be adjusted by the IAC at any time depending on market conditions and staff will ensure the TRP does not exceed 30 percent of CSU Investments.

Since the TRP Inception date<sup>1</sup> through March 31, 2022, the TRP investment earnings were approximately \$308.9 million. During this period, the TRP total return exceeded the Liquidity Portfolio total return by 7.36% annualized (net of fees) or a cumulative \$287.7 million, which was about 14.5 times higher than Liquidity Portfolio investment earnings.

In October 2021, the IAC approved the third annual TRP distribution to the system of approximately \$55.6 million, bringing total TRP distributions to the system since inception to \$112.98 million. TRP distributions are allocated to the campuses annually for capital outlay or maintenance. Consistent with state law, specifically Education Code § 89726, additional moneys

---

<sup>1</sup> The TRP Inception Date was April 1, 2018.



earned through investments in the TRP shall be used only for capital outlay or maintenance, and shall not be used for ongoing operations.

### **Surplus Money Investment Fund (SMIF)**

The State Treasurer also provides investment vehicles that may be used for CSU funds. The Surplus Money Investment Fund (SMIF) is used by the State Treasurer to invest state funds, or funds held by the state on behalf of state agencies, in a short-term pool. In order to facilitate certain expenditures, the CSU maintains small amounts of funds with the State. The portfolio includes Certificates of Deposit, Treasuries, Commercial Paper, Corporate Bonds, and U.S. Government Agencies.

### **Reporting Requirements**

California Education Code § 89726 requires quarterly investment reports to the Board of Trustees and an annual report to the State Legislature and the Department of Finance.

### **Subsequent Developments/Next Steps**

With oversight from the IAC, staff will continue implementing the TRP investment schedule and continue monitoring market conditions to determine if any changes in the TRP investment schedule are warranted. The next investment report to the board is scheduled for the November 2022 meeting and will provide information on the CSU Annual Investment Report for the fiscal year ending June 30, 2022.

earned through investments in the TRP shall be used only for capital outlay or maintenance, and shall not be used for ongoing operations.

### **Surplus Money Investment Fund (SMIF)**

The State Treasurer also provides investment vehicles that may be used for CSU funds. The Surplus Money Investment Fund (SMIF) is used by the State Treasurer to invest state funds, or funds held by the state on behalf of state agencies, in a short-term pool. In order to facilitate certain expenditures, the CSU maintains small amounts of funds with the State. The portfolio includes Certificates of Deposit, Treasuries, Commercial Paper, Corporate Bonds, and U.S. Government Agencies.

### **Reporting Requirements**

California Education Code § 89726 requires quarterly investment reports to the Board of Trustees and an annual report to the State Legislature and the Department of Finance.

### **Subsequent Developments/Next Steps**

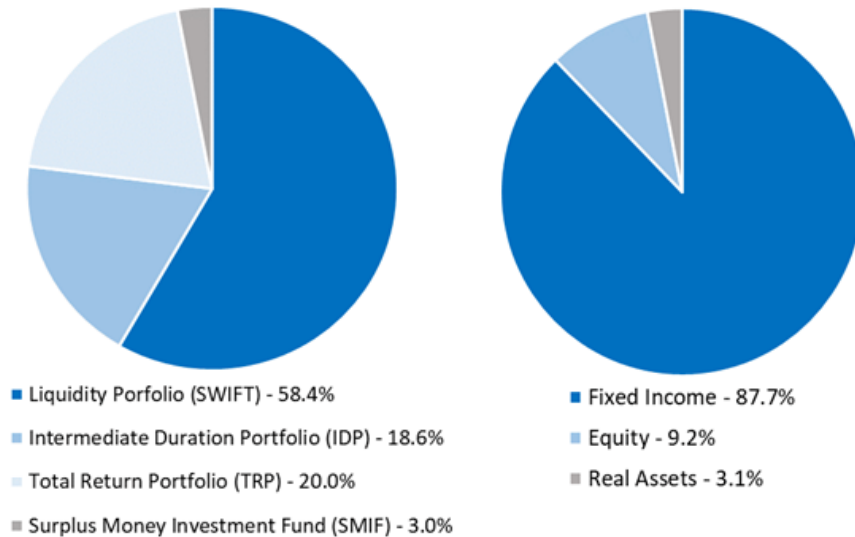
With oversight from the IAC, staff will continue implementing the TRP investment schedule and continue monitoring market conditions to determine if any changes in the TRP investment schedule are warranted. The next investment report to the board is scheduled for the November 2022 meeting and will provide information on the CSU Annual Investment Report for the fiscal year ending June 30, 2022.

## CSU Quarterly Investment Report For the Fiscal Quarter Ended March 31, 2022

CSU investments as of March 31, 2022 consisted of investments in the CSU Liquidity Portfolio (Systemwide Investment Fund Trust or SWIFT), the Intermediate Duration Portfolio (IDP), the Total Return Portfolio (TRP), and the State of California Surplus Money Investment Fund (SMIF). All CSU investments (except for funds invested in SMIF) are held by US Bank, the custodian bank for the CSU. Neither state general fund nor CSU auxiliary funds are included in CSU investments. In addition, this report does not include approximately \$1.60 billion in bond proceeds, which by state law are required to be held by the state and are invested in SMIF.

### Balances and Allocations as of March 31, 2022

	<u>Balance</u>	<u>% of CSU Investments</u>
Liquidity Portfolio (SWIFT)	\$4.049 billion	58.4%
Intermediate Duration Portfolio (IDP)	\$1.293 billion	18.6%
Total Return Portfolio (TRP)	\$1.388 billion	20.0%
Surplus Money Investment Fund (SMIF)	\$0.209 billion	3.0%
<b>CSU Investments</b>	<b>\$6.94 billion</b>	<b>100%</b>



For the quarter ending March 31, 2022, direct investment management fees<sup>1</sup>, advisory, and custodial fees totaled just under \$2.5 million, or about 0.042 percent (4.2 basis points) on CSU investments' average balance for the quarter ending March 31, 2022.

<sup>1</sup> Direct investment management fees exclude TRP mutual fund investment management fees. TRP mutual fund investment management fees are included as mutual fund expenses and reported as a percent of total fund assets. See TRP Fund Expense Ratio (Fee) in the table on page 6.

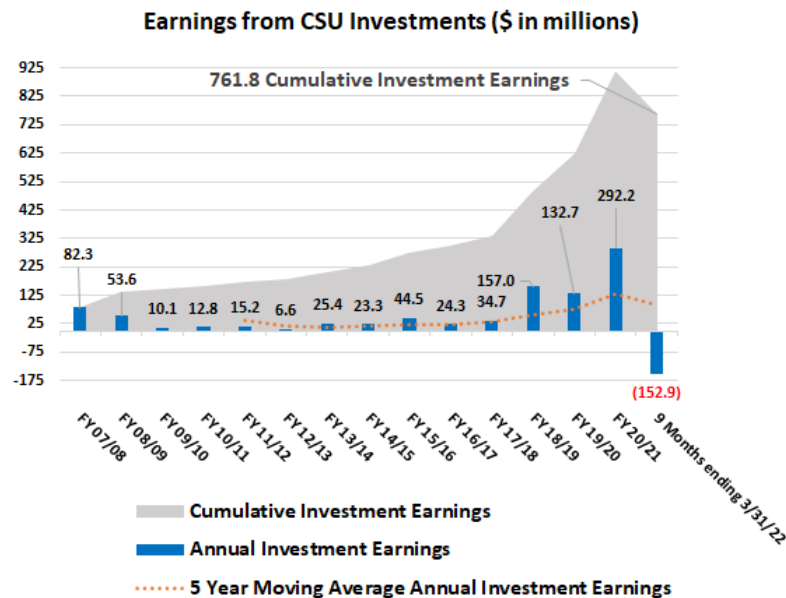
### CSU Consolidated Investment Portfolio

The following table displays performance returns for the CSU Consolidated Investment Portfolio which includes the Liquidity Portfolio (SWIFT), IDP, and TRP.<sup>2</sup>

	CSU Consolidated Investment Portfolio	CSU Total Return Portfolio (TRP)	CSU Intermediate Duration Portfolio (IDP)	CSU Liquidity Portfolio (SWIFT)
1 Year Return	-0.70%	4.20%	N/A	-1.75%
3 Year Annualized Return	2.83%	9.29%	N/A	0.89%
5 Year Annualized Return	2.39%	N/A	N/A	1.19%
10 Year Annualized Return	1.55%	N/A	N/A	0.95%
Since Inception Return <sup>3</sup>	1.65%	8.63%	-5.80%	1.25%

As of March 31, 2022, the TRP investment earnings since inception were approximately \$308.9 million. During this period, the TRP total return exceeded the Liquidity Portfolio total return by 7.36 percent annualized (net of fees) or a cumulative \$287.7 million, which was about 14.5 times higher than Liquidity Portfolio investment earnings.

### *Investment Earnings from CSU Investments Support Campus Operations and Student Experience*



<sup>2</sup> CSU Consolidated Investment Portfolio returns exclude SMIF.

<sup>3</sup> Inception Dates for the CSU portfolios were: Consolidated Investment Portfolio, July 1, 2007; SWIFT, July 1, 2007; IDP, October 1, 2021; and TRP, April 1, 2018. CSU Consolidated Investment Portfolio, SWIFT, and IDP returns reported gross of fees and as total return, including income and gains (realized and unrealized).

**CSU Liquidity Portfolio (Systemwide Investment Fund Trust or SWIFT)**

The purpose of the Liquidity Portfolio is to provide sufficient and immediate liquidity to meet the operating needs of the CSU. The investment objectives are safety of principal and liquidity. Consistent with state law, the portfolio is restricted to high quality, fixed income securities.

	<u>CSU Liquidity Portfolio</u>	<u>Benchmark<sup>4</sup></u>
1 Year Return <sup>5</sup>	-1.75%	-2.04%
3 Year Annualized Return	0.89%	0.90%
5 Year Annualized Return	1.19%	1.13%
10 Year Annualized Return	0.95%	0.82%
Annualized Since Inception Return <sup>6</sup>	1.25%	1.45%
Yield	1.74%	1.84%
Duration (Years)	1.29	1.44
Average Credit Rating	AA-	Aaa/AA+

**Holdings by Asset Type (% of CSU Liquidity Portfolio):**

Treasuries	41.86%	Commercial Paper	3.09%
U.S. Corporate Bonds	27.99%	Agency MBS	1.70%
Certificates of Deposit	10.37%	CA Municipal Obligations	0.87%
U.S. Government Agencies	8.00%	Supranationals	0.38%
Cash Equivalents	5.74%		

<sup>4</sup> Benchmark for the SWIFT is the Bank of America Merrill Lynch 0-3 Year Treasury Index.

<sup>5</sup> SWIFT Returns reported gross of fees and as total return, including income and gains (realized and unrealized).

<sup>6</sup> Inception Date for SWIFT was July 1, 2007.

**CSU Intermediate Duration Portfolio (IDP)**

The purpose of the Intermediate Duration Portfolio is to provide opportunity for modest, additional risk adjusted returns on CSU funds not needed for immediate liquidity. The investment objectives are safety of principal, liquidity, and return. Consistent with state law, the portfolio is restricted to high quality, fixed income securities.

	<b>CSU Intermediate Duration Portfolio</b>	<b>Benchmark<sup>7</sup></b>
Since Inception Return <sup>8</sup>	-5.80%	-5.32%
Yield	2.90%	2.91%
Duration (Years)	4.64	4.53
Average Credit Rating	A+	AA-

**Holdings by Asset Type (% of CSU Intermediate Duration Portfolio):**

U.S. Corporate Bonds	58.6%	CA Municipal Obligations	1.2%
Agency MBS	22.4%	Cash Equivalents	0.4%
Treasuries	15.8%	Supranationals	0.1%
U.S. Government Agencies	1.5%		

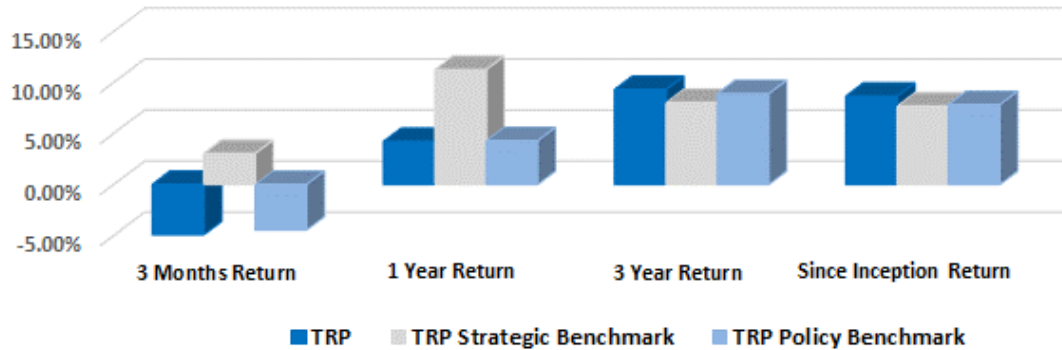
<sup>7</sup> Benchmark for the IDP is 50% Bloomberg Barclays US Corporate 1-10 Year A or Better Ex-Yankee / 30% Bloomberg Barclays US MBS / 20% Bloomberg Barclays US Intermediate Treasury Index.

<sup>8</sup> Inception Date for the IDP was October 1, 2021. IDP Returns reported gross of fees and as total return, including income and gains (realized and unrealized).

**CSU Total Return Portfolio (TRP)**

The purpose of the Total Return Portfolio is to provide opportunity for additional risk adjusted returns on CSU funds over a full market cycle. The investment objective is to achieve a prudent return within a moderate risk level. Consistent with state law, the TRP is invested in mutual funds subject to registration by, and under the regulatory authority of the United States Securities and Exchange Commission or in United States registered real estate investment trusts.

**Annualized Investment Returns**



	<b>CSU Total Return Portfolio</b>	<b>Strategic Benchmark<sup>9</sup></b>	<b>Policy Benchmark<sup>10</sup></b>
3 Months Return	-4.93%	3.02%	-4.46%
1 Year Return	4.20%	11.24%	4.28%
3 Year Annualized Return	9.29%	8.02%	8.88%
Annualized Since Inception Return <sup>11</sup>	8.63%	7.67%	7.81%

In October 2021, the CSU Investment Advisory Committee approved the third annual TRP distribution to the system of approximately \$55.6 million, bringing total TRP distributions to the system since inception to \$112.98 million. TRP distributions are allocated to the campuses annually for capital outlay or maintenance. Consistent with state law, specifically Education Code Section § 89726, additional moneys earned through investments in the TRP shall be used only for capital outlay or maintenance and shall not be used for ongoing operations.

<sup>9</sup> The TRP Strategic Benchmark is Inflation (Core Consumer Price Index) plus 4.5% per annum. The long-term rate of inflation is assumed at 2.5% per annum.

<sup>10</sup> The TRP Policy Benchmark is a blend of passive indices whose weights match the TRP target asset allocation.

<sup>11</sup> TRP Inception Date was April 1, 2018.

**Holdings by Asset Type (% of CSU Total Return Portfolio):**

Equity Mutual Funds	45.9%	Passive Index Mutual Funds	74%
Fixed Income Mutual Funds	38.7%	Actively Managed Mutual Funds	26% <sup>12</sup>
Real Asset Mutual Funds	15.4%		

**Values, Holdings & Fees (CSU Total Return Portfolio)**

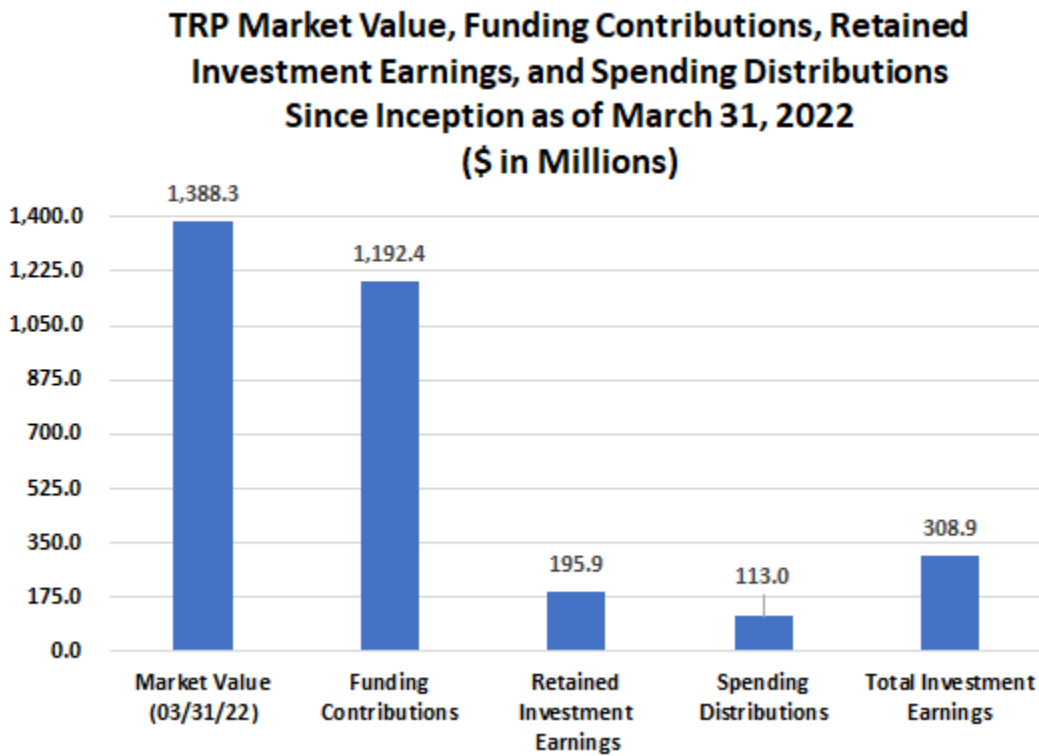
Asset Class	Strategy Name	Ticker	Value (millions)	% of Total Return Portfolio	TRP Fund Expense Ratio (Fee)	Universe Median Expense Ratio (Fee)
<b>Fixed Income</b>						
	Vanguard Total Bond Market Index Fund	VBMPX	303.0	21.83%	0.03%	0.42%
	Vanguard Inflation-Protected Securities Fd	VIPIX	68.6	4.94%	0.07%	0.37%
	Lord Abbett High Yield Fund	LHYOX	82.8	5.97%	0.59%	0.69%
	Pacific Funds Floating Rate Income Fund	PLFRX	41.3	2.97%	0.75%	0.77%
	Payden Emerging Markets Bond Fund	PYEIX	20.7	1.49%	0.69%	0.84%
	T. Rowe Emerging Markets Bond Fund	TREBX	20.8	1.50%	0.70%	0.84%
<b>Equity</b>						
	Vanguard Total Stock Market Index Fund	VSMPX	336.8	24.26%	0.02%	0.75%
	Vanguard Developed Markets Index Fund	VDIPX	164.9	11.88%	0.04%	0.88%
	Driehaus Emerging Markets Growth Fund	DIEMX	81.3	5.86%	1.07%	1.05%
	DFA Emerging Markets Value Fund	DFEVX	40.9	2.95%	0.45%	1.05%
	RWC Global Emerging Equity Fund	RWCEX	13.5	0.97%	1.20%	1.05%
<b>Real Assets</b>						
	Vanguard Real Estate Index Fund	VGSNX	113.4	8.17%	0.10%	0.88%
	Vanguard Materials Index Fund	VMIAX	35.6	2.56%	0.10%	0.95%
	First Sentier Global Listed Infrastructure Fd	FLIIX	64.6	4.65%	0.95%	0.98%
<b>Cash</b>			0.0	0.00%	NA	NA
<b>Total</b>			<b>1,388.3</b>	<b>100%</b>	<b>0.24%</b>	<b>0.73%</b>

<sup>12</sup> The percent of Actively Managed Mutual Funds is likely to increase in the future while the percent of Passive Index Mutual Funds would decrease consistent with the TRP implementation plan. The total TRP Fund Expense Ratio and total Universe Median Expense Ratio are weighted averages using the percent of the Total Return Portfolio shown in the table for each fund and their respective universe.



***TRP Annual Spending Distributions Assist Campuses to Meet Deferred Maintenance & Capital Outlay Needs***

The following chart shows the TRP market value, total funded contributions, total retained investment earnings, total spending distributions, and total investment earnings since inception as of March 31, 2022. Total TRP investment earnings equal total TRP spending distributions plus total TRP retained investment earnings.



**Surplus Money Investment Fund (SMIF)**

The Surplus Money Investment Fund (SMIF) is managed by the State Treasurer to invest State funds, or funds held by the State on behalf of State agencies, in a short-term pool. The portfolio includes Certificates of Deposit, Treasuries, Commercial Paper, Corporate Bonds, and U.S. Government Agencies.

<b>Apportionment Annual Yield<sup>13</sup></b>	
Trailing 12 months as of 3/31/22	0.23%
Average (FYE 06/30/07 – 3/31/22)	1.06%

<sup>13</sup> Annual Yield calculated by CSU Treasury Operations based on the quarterly apportionment yield rates published by the State Controller’s Office.